



SASSO 60 round

ceiling

EN Cylindrical ceiling mounted spotlight made of aluminium; surface light inset lacquered; surface housing powder coated; luminaire housing can be attached to mounting plate without tools by interlock; choice of adjustable symmetric or asymmetric radiation characteristic; variants with symmetric radiation characteristic: precise due to high quality lens system; with different beam angles; variants with asymmetric radiation characteristic: high-quality reflector with micro-faceted, aluminum-vaporised surface; COB (Chip on Board) technology for maximum efficiency (ADJUSTABLE); no multiple shadows; efficient LEDs with very good colour rendering; converter integrated into spotlight head

ES Foco cilíndrico de aluminio para montaje en techo; superf. de inserto lumin. pintada; superf. carcasa con recubr. de polvo; cuerpo luminoso insertable en la placa de montaje por enclavamiento y sin necesidad de herramienta; elección de la característica de radiación; ajustable simétrica o asimétrica; variantes con emisión simétrica: precisa gracias al excelente sistema de lentes; con diferentes ángulos de emisión; variantes con emisión asimétrica: reflector de alta calidad con superficie de múltiples facetas revestida con aluminio por vaporización; Chip on Board que proporciona una máxima eficiencia (ADJUSTABLE); no sombras múltiples; LEDS de eficiencia que proporcionan una alta reproducción cromática; driver integrado en el proyector

Quickinfo

2700 K, 3000 K, 3500 K, 4000 K
CRI ≥ 90 / 2 SDCM, 3 SDCM
UGR ≤ 10 , UGR ≤ 13 , UGR ≤ 16 ,
UGR ≤ 19
hasta 105 lm/W
L80 / 50000 h, L85 / 50000 h,
L90 / 50000 h
DALI-2, non attenuable
IP20

Types



Color



Color interno



Distribución luminosa



wallwasher and
wallwasher
floor inset



glare control
(UGR ≤ 16)



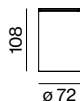
easy mounting
no visible
screws



Colour Warm
Dimming 1800
– 3000 K
(optional)



CRI ≥ 95 2
SDCM
(optional)



SASSO 60 round adjustable ceiling



SPOT CRI ≥ 90

SYSTEM	COLOUR TEMP.	LUM. FLUX	SYSTEM	ORDER CODE
10.4 W	2700 K	735 lm	71 lm/W	0 4 8 - 3 1 1 0 9 S
	3000 K	759 lm	73 lm/W	0 4 8 - 3 1 1 0 0 S
	3500 K	775 lm	75 lm/W	0 4 8 - 3 1 1 0 2 S
	4000 K	799 lm	77 lm/W	0 4 8 - 3 1 1 0 1 S

The data values for the luminous flux may differ for specific order options by -8%. Luminous flux value refers to inner colour traffic white.

MEDIUM CRI ≥ 90

SYSTEM	COLOUR TEMP.	LUM. FLUX	SYSTEM	ORDER CODE
10.2 W	2700 K	874 lm	86 lm/W	0 4 8 - 3 1 1 0 9 M
	3000 K	907 lm	89 lm/W	0 4 8 - 3 1 1 0 0 M
	3500 K	927 lm	91 lm/W	0 4 8 - 3 1 1 0 2 M
	4000 K	946 lm	93 lm/W	0 4 8 - 3 1 1 0 1 M

The data values for the luminous flux may differ for specific order options by -9%. Luminous flux value refers to inner colour traffic white.

FLOOD CRI ≥ 90

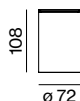
SYSTEM	COLOUR TEMP.	LUM. FLUX	SYSTEM	ORDER CODE
10.2 W	2700 K	831 lm	81 lm/W	0 4 8 - 3 1 1 0 9 F
	3000 K	862 lm	85 lm/W	0 4 8 - 3 1 1 0 0 F
	3500 K	880 lm	86 lm/W	0 4 8 - 3 1 1 0 2 F
	4000 K	899 lm	88 lm/W	0 4 8 - 3 1 1 0 1 F

The data values for the luminous flux may differ for specific order options by -14%. Luminous flux value refers to inner colour traffic white.

WIDE FLOOD CRI ≥ 90

SYSTEM	COLOUR TEMP.	LUM. FLUX	SYSTEM	ORDER CODE
10.2 W	2700 K	876 lm	86 lm/W	0 4 8 - 3 1 1 0 9 W
	3000 K	909 lm	89 lm/W	0 4 8 - 3 1 1 0 0 W
	3500 K	928 lm	91 lm/W	0 4 8 - 3 1 1 0 2 W
	4000 K	948 lm	93 lm/W	0 4 8 - 3 1 1 0 1 W

The data values for the luminous flux may differ for specific order options by -11%. Luminous flux value refers to inner colour traffic white.



SASSO 60 round wallwasher ceiling



WALLWASHER CRI ≥ 90

SYSTEM	COLOUR TEMP.	LUM. FLUX	SYSTEM	ORDER CODE
9.5 W	2700 K	576 lm	61 lm/W	0 4 8 - 3 7 1 0 9 A
	3000 K	626 lm	66 lm/W	0 4 8 - 3 7 1 0 0 A
	3500 K	626 lm	66 lm/W	0 4 8 - 3 7 1 0 2 A
	4000 K	650 lm	68 lm/W	0 4 8 - 3 7 1 0 1 A

The data values for the luminous flux may differ for specific order options by -8%. Luminous flux value refers to inner colour matt silver, traffic white.

Order options

CONTROL		COLOUR		INNER COLOUR	
non DIM	1	jet black RAL 9005	1	jet black	1
DALI-2	3	traffic white RAL 9016	7	matt silver	4
				traffic white	7
				gold dust	9



SASSO 60 round wallwasher/floor ceiling



WALLWASHER FLOOR CRI ≥ 90

SYSTEM	COLOUR TEMP.	LUM. FLUX	SYSTEM	ORDER CODE
10.4 W	2700 K	1000 lm	96 lm/W	0 4 8 - 3 7 1 0 9 W
	3000 K	1050 lm	101 lm/W	0 4 8 - 3 7 1 0 0 W
	3500 K	1050 lm	101 lm/W	0 4 8 - 3 7 1 0 2 W
	4000 K	1090 lm	105 lm/W	0 4 8 - 3 7 1 0 1 W

Order options

CONTROL		COLOUR		INNER COLOUR	
non DIM	1	jet black RAL 9005	1	jet black	1
DALI-2	3	traffic white RAL 9016	7	matt silver	4
				traffic white	7
				gold dust	9

The Silo, Copenhagen

Dinamarca

Arquitecto


COBE Architects

Lighting Design

anker & co

Fotografía

Kris Dekeijser



Productos utilizados



**SASSO 60 round
ceiling**



**MOVE IT 25 surface /
suspended system**





**SASSO 60 round
recessed 1 lamp**



**JUST 45 MOVE IT
25 / 25 S / 45**







Bank Raiffeisen, Aigle

Suiza

Arquitecto

: ABA PARTENAIRES SA

Fotografía

Julie Masson



Productos utilizados



SASSO 60 round ceiling



INO circle suspended

