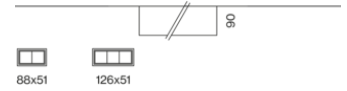




Quickinfo

2700 K, 3000 K, 3500 K, 4000 K
 CRI ≥ 90 / 2 SDCM (initial MacAdam)
 UGR ≤ 10, UGR ≤ 16, UGR ≤ 19
 up to 141 lm/W
 L85 / 50000 h
 DALI-2, non DIM
 IP20

Types



Colour



Reflector



Light distributions



UNICO L2 / L3

ceiling

EN Rectangular surface mounted multi-downlight made of aluminium; equipped with two (L2) / three (L3) individually selectable or pre-specified, customised light elements; luminaire housing can be attached to mounting plate without tools by interlock; converter integrated into luminaire housing; surface powder coated; high quality reflector with micro-faceted, aluminium-vaporised surface; precise radiation characteristic with different symmetrical light distributions; or with asymmetric light distribution; energy-efficient high power LEDs with very good colour rendering


DE Rechteckiger Anbau-Multi-Downlight aus Aluminium; bestückt mit zwei (L2) / drei (L3) individuell wählbaren oder fix definierten, anwendungsspezifischen Optiken; Leuchtenkörper mittels Verriegelung werkzeuglos auf Montageplatte aufsetzbar; Konverter im Leuchtenkörper integriert; Oberfläche pulverbeschichtet; hochwertiger Reflektor mit mikrofacettierter, aluminiumbedampfter Oberfläche; präzise Abstrahlcharakteristik mit unterschiedlichen symmetrischen Lichtverteilungen; oder mit asymmetrischer Lichtverteilung; energieeffiziente High-Power-LEDs mit sehr guter Farbwiedergabe



black & chrome reflector



one luminaire multiple scenes

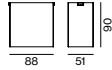


UNICO L2 ceiling



SPOT ROUND 19°, CRI ≥ 90

SYSTEM	COLOUR TEMP.	LUM. FLUX	EFFICACY	ORDER CODE
5.8 W	2700 K	618 lm	107 lm/W	0 9 0 - 1 L 2 9 ⇄ K ■ ■ 2 1
	3000 K	618 lm	107 lm/W	0 9 0 - 1 L 2 0 ⇄ K ■ ■ 2 1
	3500 K	643 lm	111 lm/W	0 9 0 - 1 L 2 2 ⇄ K ■ ■ 2 1
	4000 K	656 lm	113 lm/W	0 9 0 - 1 L 2 1 ⇄ K ■ ■ 2 1



MEDIUM ROUND 34°, CRI ≥ 90

SYSTEM	COLOUR TEMP.	LUM. FLUX	EFFICACY	ORDER CODE
5.8 W	2700 K	667 lm	115 lm/W	0 9 0 - 1 L 2 9 ⇄ B ■ ■ 2 1
	3000 K	667 lm	115 lm/W	0 9 0 - 1 L 2 0 ⇄ B ■ ■ 2 1
	3500 K	695 lm	120 lm/W	0 9 0 - 1 L 2 2 ⇄ B ■ ■ 2 1
	4000 K	709 lm	122 lm/W	0 9 0 - 1 L 2 1 ⇄ B ■ ■ 2 1

FLOOD ROUND 47°, CRI ≥ 90

SYSTEM	COLOUR TEMP.	LUM. FLUX	EFFICACY	ORDER CODE
5.8 W	2700 K	713 lm	123 lm/W	0 9 0 - 1 L 2 9 ⇄ C ■ ■ 2 1
	3000 K	713 lm	123 lm/W	0 9 0 - 1 L 2 0 ⇄ C ■ ■ 2 1
	3500 K	743 lm	128 lm/W	0 9 0 - 1 L 2 2 ⇄ C ■ ■ 2 1
	4000 K	758 lm	131 lm/W	0 9 0 - 1 L 2 1 ⇄ C ■ ■ 2 1

WIDE FLOOD ROUND 67°, CRI ≥ 90

SYSTEM	COLOUR TEMP.	LUM. FLUX	EFFICACY	ORDER CODE
5.8 W	2700 K	724 lm	125 lm/W	0 9 0 - 1 L 2 9 ⇄ D ■ ■ 2 1
	3000 K	724 lm	125 lm/W	0 9 0 - 1 L 2 0 ⇄ D ■ ■ 2 1
	3500 K	754 lm	130 lm/W	0 9 0 - 1 L 2 2 ⇄ D ■ ■ 2 1
	4000 K	769 lm	133 lm/W	0 9 0 - 1 L 2 1 ⇄ D ■ ■ 2 1

MEDIUM SQUARE 32°, CRI ≥ 90

SYSTEM	COLOUR TEMP.	LUM. FLUX	EFFICACY	ORDER CODE
5.8 W	2700 K	650 lm	112 lm/W	0 9 0 - 1 L 2 9 ⇄ E ■ ■ 2 1
	3000 K	650 lm	112 lm/W	0 9 0 - 1 L 2 0 ⇄ E ■ ■ 2 1
	3500 K	677 lm	117 lm/W	0 9 0 - 1 L 2 2 ⇄ E ■ ■ 2 1
	4000 K	691 lm	119 lm/W	0 9 0 - 1 L 2 1 ⇄ E ■ ■ 2 1

FLOOD SQUARE 55°, CRI ≥ 90

SYSTEM	COLOUR TEMP.	LUM. FLUX	EFFICACY	ORDER CODE
5.8 W	2700 K	725 lm	125 lm/W	0 9 0 - 1 L 2 9 ⇄ F ■ ■ 2 1
	3000 K	725 lm	125 lm/W	0 9 0 - 1 L 2 0 ⇄ F ■ ■ 2 1
	3500 K	755 lm	130 lm/W	0 9 0 - 1 L 2 2 ⇄ F ■ ■ 2 1
	4000 K	771 lm	133 lm/W	0 9 0 - 1 L 2 1 ⇄ F ■ ■ 2 1

Order options

CONTROL	COLOUR	REFLECTOR	
non DIM	1 gold dust RAL 260-M	9 black	1
DALI-2	3 jet black RAL 9005	B chrome	2
	white aluminium RAL 9006	G	
	traffic white RAL 9016	W	

RECTANGULAR MEDIUM 31°x67°, CRI ≥ 90

SYSTEM	COLOUR TEMP.	LUM. FLUX	EFFICACY	ORDER CODE
5.8 W	2700 K	699 lm	121 lm/W	0 9 0 - 1 L 2 9 R 2 1
	3000 K	699 lm	121 lm/W	0 9 0 - 1 L 2 0 R 2 1
	3500 K	728 lm	126 lm/W	0 9 0 - 1 L 2 2 R 2 1
	4000 K	742 lm	128 lm/W	0 9 0 - 1 L 2 1 R 2 1

WIDE FLOOD SQUARE 70°, CRI ≥ 90


SYSTEM	COLOUR TEMP.	LUM. FLUX	EFFICACY	ORDER CODE
5.8 W	2700 K	730 lm	126 lm/W	0 9 0 - 1 L 2 9 G 2 1
	3000 K	730 lm	126 lm/W	0 9 0 - 1 L 2 0 G 2 1
	3500 K	760 lm	131 lm/W	0 9 0 - 1 L 2 2 G 2 1
	4000 K	775 lm	134 lm/W	0 9 0 - 1 L 2 1 G 2 1

WALLWASHER CRI ≥ 90

SYSTEM	COLOUR TEMP.	LUM. FLUX	EFFICACY	ORDER CODE
5.8 W	2700 K	563 lm	97 lm/W	0 9 0 - 1 L 2 9 A 0 2 1
	3000 K	563 lm	97 lm/W	0 9 0 - 1 L 2 0 A 0 2 1
	3500 K	586 lm	101 lm/W	0 9 0 - 1 L 2 2 A 0 2 1
	4000 K	598 lm	103 lm/W	0 9 0 - 1 L 2 1 A 0 2 1

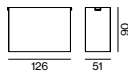
WALL FLOOR CRI ≥ 90

SYSTEM	COLOUR TEMP.	LUM. FLUX	EFFICACY	ORDER CODE
5.8 W	2700 K	662 lm	114 lm/W	0 9 0 - 1 L 2 9 W 2
	3000 K	662 lm	114 lm/W	0 9 0 - 1 L 2 0 W 2
	3500 K	689 lm	119 lm/W	0 9 0 - 1 L 2 2 W 2
	4000 K	703 lm	121 lm/W	0 9 0 - 1 L 2 1 W 2


UNICO L3 ceiling

SPOT ROUND 19°, CRI ≥ 90

SYSTEM	COLOUR TEMP.	LUM. FLUX	EFFICACY	ORDER CODE
8.2 W	2700 K	926 lm	113 lm/W	0 9 0 - 1 L 3 9 K 2 1
	3000 K	926 lm	113 lm/W	0 9 0 - 1 L 3 0 K 2 1
	3500 K	965 lm	118 lm/W	0 9 0 - 1 L 3 2 K 2 1
	4000 K	984 lm	120 lm/W	0 9 0 - 1 L 3 1 K 2 1


MEDIUM ROUND 34°, CRI ≥ 90

SYSTEM	COLOUR TEMP.	LUM. FLUX	EFFICACY	ORDER CODE
8.2 W	2700 K	1000 lm	122 lm/W	0 9 0 - 1 L 3 9 B 2 1
	3000 K	1000 lm	122 lm/W	0 9 0 - 1 L 3 0 B 2 1
	3500 K	1040 lm	127 lm/W	0 9 0 - 1 L 3 2 B 2 1
	4000 K	1060 lm	129 lm/W	0 9 0 - 1 L 3 1 B 2 1

Order options

CONTROL	COLOUR	REFLECTOR		
non DIM	1 gold dust RAL 260-M	9 black	B	1
DALI-2	3 jet black RAL 9005	B chrome	0	2
	white aluminium RAL 9006	G		
	traffic white RAL 9016	W		

FLOOD ROUND 47°, CRI ≥ 90

SYSTEM	COLOUR TEMP.	LUM. FLUX	EFFICACY	ORDER CODE
8.2 W	2700 K	1070 lm	130 lm/W	0 9 0 - 1 L 3 9 <input checked="" type="checkbox"/> C <input checked="" type="checkbox"/> ■ 2 1
	3000 K	1070 lm	130 lm/W	0 9 0 - 1 L 3 0 <input checked="" type="checkbox"/> C <input checked="" type="checkbox"/> ■ 2 1
	3500 K	1110 lm	135 lm/W	0 9 0 - 1 L 3 2 <input checked="" type="checkbox"/> C <input checked="" type="checkbox"/> ■ 2 1
	4000 K	1140 lm	139 lm/W	0 9 0 - 1 L 3 1 <input checked="" type="checkbox"/> C <input checked="" type="checkbox"/> ■ 2 1

WIDE FLOOD ROUND 67°, CRI ≥ 90

SYSTEM	COLOUR TEMP.	LUM. FLUX	EFFICACY	ORDER CODE
8.2 W	2700 K	1090 lm	133 lm/W	0 9 0 - 1 L 3 9 <input checked="" type="checkbox"/> D <input checked="" type="checkbox"/> ■ 2 1
	3000 K	1090 lm	133 lm/W	0 9 0 - 1 L 3 0 <input checked="" type="checkbox"/> D <input checked="" type="checkbox"/> ■ 2 1
	3500 K	1130 lm	138 lm/W	0 9 0 - 1 L 3 2 <input checked="" type="checkbox"/> D <input checked="" type="checkbox"/> ■ 2 1
	4000 K	1150 lm	140 lm/W	0 9 0 - 1 L 3 1 <input checked="" type="checkbox"/> D <input checked="" type="checkbox"/> ■ 2 1

MEDIUM SQUARE 32°, CRI ≥ 90

SYSTEM	COLOUR TEMP.	LUM. FLUX	EFFICACY	ORDER CODE
8.2 W	2700 K	975 lm	119 lm/W	0 9 0 - 1 L 3 9 <input checked="" type="checkbox"/> E <input checked="" type="checkbox"/> ■ 2 1
	3000 K	975 lm	119 lm/W	0 9 0 - 1 L 3 0 <input checked="" type="checkbox"/> E <input checked="" type="checkbox"/> ■ 2 1
	3500 K	1020 lm	124 lm/W	0 9 0 - 1 L 3 2 <input checked="" type="checkbox"/> E <input checked="" type="checkbox"/> ■ 2 1
	4000 K	1040 lm	127 lm/W	0 9 0 - 1 L 3 1 <input checked="" type="checkbox"/> E <input checked="" type="checkbox"/> ■ 2 1

FLOOD SQUARE 55°, CRI ≥ 90

SYSTEM	COLOUR TEMP.	LUM. FLUX	EFFICACY	ORDER CODE
8.2 W	2700 K	1090 lm	133 lm/W	0 9 0 - 1 L 3 9 <input checked="" type="checkbox"/> F <input checked="" type="checkbox"/> ■ 2 1
	3000 K	1090 lm	133 lm/W	0 9 0 - 1 L 3 0 <input checked="" type="checkbox"/> F <input checked="" type="checkbox"/> ■ 2 1
	3500 K	1130 lm	138 lm/W	0 9 0 - 1 L 3 2 <input checked="" type="checkbox"/> F <input checked="" type="checkbox"/> ■ 2 1
	4000 K	1160 lm	141 lm/W	0 9 0 - 1 L 3 1 <input checked="" type="checkbox"/> F <input checked="" type="checkbox"/> ■ 2 1

WIDE FLOOD SQUARE 70°, CRI ≥ 90

SYSTEM	COLOUR TEMP.	LUM. FLUX	EFFICACY	ORDER CODE
8.2 W	2700 K	1090 lm	133 lm/W	0 9 0 - 1 L 3 9 <input checked="" type="checkbox"/> G <input checked="" type="checkbox"/> ■ 2 1
	3000 K	1090 lm	133 lm/W	0 9 0 - 1 L 3 0 <input checked="" type="checkbox"/> G <input checked="" type="checkbox"/> ■ 2 1
	3500 K	1140 lm	139 lm/W	0 9 0 - 1 L 3 2 <input checked="" type="checkbox"/> G <input checked="" type="checkbox"/> ■ 2 1
	4000 K	1160 lm	141 lm/W	0 9 0 - 1 L 3 1 <input checked="" type="checkbox"/> G <input checked="" type="checkbox"/> ■ 2 1

WALLWASHER CRI ≥ 90

SYSTEM	COLOUR TEMP.	LUM. FLUX	EFFICACY	ORDER CODE
8.2 W	2700 K	844 lm	103 lm/W	0 9 0 - 1 L 3 9 <input checked="" type="checkbox"/> A <input checked="" type="checkbox"/> 0 2 1
	3000 K	844 lm	103 lm/W	0 9 0 - 1 L 3 0 <input checked="" type="checkbox"/> A <input checked="" type="checkbox"/> 0 2 1
	3500 K	879 lm	107 lm/W	0 9 0 - 1 L 3 2 <input checked="" type="checkbox"/> A <input checked="" type="checkbox"/> 0 2 1
	4000 K	897 lm	109 lm/W	0 9 0 - 1 L 3 1 <input checked="" type="checkbox"/> A <input checked="" type="checkbox"/> 0 2 1

Order options

CONTROL	<input checked="" type="checkbox"/> COLOUR	<input checked="" type="checkbox"/> REFLECTOR	<input checked="" type="checkbox"/>
non DIM	1 gold dust RAL 260-M	9 black	B
DALI-2	3 jet black RAL 9005	B chrome	0
	white aluminium RAL 9006	G	
	traffic white RAL 9016	W	

Office S3 Architecten, Mechelen

Belgium

Architect
S3 Architecten

Photographer
Kris Dekeijser



Used products



UNICO L2 / L3 ceiling



UNICO L4 / L6 ceiling



TULA suspended



SPOTLINE MOVE IT 25



MOVE IT 25 surface /
suspended system



JUST 45 MOVE IT
25 / 25 S / 45



MOVE IT 45 surface /
suspended system



UNICO L2 / L3 basic
ceiling



UNICO L4 / L6 basic
ceiling



L10 OFFICE MOVE IT
45





