



## SASSO 40 round wallwasher

recessed 1 lamp

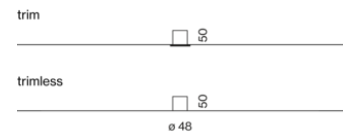
**EN** Round recessed spotlight; installation without tools in mounting set (trimless or with trim) with ball catch system; surface lacquered; installation possible in different housings; asymmetric radiation characteristic; with specially computed, asymmetrical reflector for homogeneous lighting intensity; high quality reflector with micro-faceted, aluminum-vaporised surface; no multiple shadows; efficient LEDs with very good colour rendering

**DE** Runder Einbaustrahler; werkzeuglose Montage im Montageset (randlos oder mit umlaufendem Rand) durch Kugelschnappsystem; Oberfläche lackiert; Einbau in unterschiedlichen Gehäusen möglich; asymmetrische Abstrahlcharakteristik; mit speziell berechnetem, asymmetrischem Reflektor für homogene vertikale Beleuchtungsstärken; hochwertiger Reflektor mit mikrofacettierter, aluminiumbedampfter Oberfläche; keine Mehrfachschatten; effiziente LEDs mit sehr guter Farbwiedergabe

### Quickinfo

2700 K, 3000 K, 3500 K, 4000 K  
CRI  $\geq$  90 / 2 SDCM (initial MacAdam)  
up to 109 lm/W  
L85 / 50000 h  
DALI-2, non DIM  
front IP20

### Types



### Colour



### Mounting set



### Light distributions



wallwasher/  
wallwasher floor  
inset



60 mm recess  
depth (DIN rail)



quick mounting  
in soft acoustic  
ceilings



## SASSO 40 round wallwasher



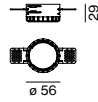
### WALLWASHER CRI ≥ 90

FIXTURE	COLOUR TEMP.	LUM. FLUX	EFFICACY	ORDER CODE
7.0 W,	2700 K	760 lm	109 lm/W	0 4 8 - 2 8 4 0 9 1 <input checked="" type="checkbox"/> A
36 Vf,	3000 K	716 lm	103 lm/W	0 4 8 - 2 8 4 0 0 1 <input checked="" type="checkbox"/> A
200 mA	3500 K	746 lm	107 lm/W	0 4 8 - 2 8 4 0 2 1 <input checked="" type="checkbox"/> A
	4000 K	716 lm	103 lm/W	0 4 8 - 2 8 4 0 1 1 <input checked="" type="checkbox"/> A

The data values for the luminaire luminous flux may differ for specific order options by -8%. Luminous flux value refers to colour traffic white, matt silver.



## Mounting accessories (required)



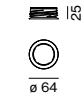
### MOUNTING SET trimless for plasterboard ceilings

COLOUR	PLASTERBOARD CEILING THICKNESS	Ø-H (mm)	ORDER CODE
traffic white	12.5/15/25 mm	56-29	0 4 8 - 2 8 9 6 1 1 7



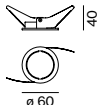
### MOUNTING SET trimless for soft acoustic ceilings

COLOUR	CEILING THICKNESS	Ø-H (mm)	ORDER CODE
traffic white	25-40 mm	64-25	0 4 8 - 2 8 9 6 1 9 7



### MOUNTING SET with trim for soft acoustic ceilings, 25-40 mm

COLOUR	Ø-H (mm)	ORDER CODE
traffic white	64-27	0 4 8 - 2 8 9 6 3 9 7
jet black	64-27	0 4 8 - 2 8 9 6 3 9 8



### MOUNTING SET with trim 1 lamp for intermediate ceilings, 2-25 mm

COLOUR	Ø-H (mm)	ORDER CODE
traffic white	60-40	0 4 8 - 2 8 9 6 3 1 7
jet black	60-40	0 4 8 - 2 8 9 6 3 1 8

## Mounting tools accessories (optional)



### MOUNTING TOOL for soft acoustic ceilings

COLOUR	ORDER CODE
traffic black	0 4 8 - 2 8 9 5 9 1 8

## Order options

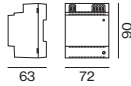
COLOUR	<input checked="" type="checkbox"/>	COLOUR	
jet black RAL 9005	1	traffic black	RAL 9017
matt silver	4		
traffic white RAL 9016	7		
gold dust RAL 260-M	9		

### Electrical accessories (required)

#### POWER SUPPLY 200 mA, 198-264 V AC, PC2

TYPE	EFFICIENCY	L-W-H (mm)	ORDER CODE
15 W   DALI-2	$\eta$ 87 %	165-29-21	0 0 2 - 9 0 7 4 0
10 W   non DIM	$\eta$ 80 %	65-39-20	0 0 2 - 9 0 7 4 4

### Electrical accessories (optional)



#### DIN RAIL POWER SUPPLY BASIC 48 V

TYPE	INPUT VOLTAGE	EFFICIENCY	L-W-H (mm)	ORDER CODE
160 W   PC2	220-240 V AC	$\eta$ 94 %	72-90-63	0 0 5 - 6 5 2 0 2 1 0

Lifetime >100.000h @ 120W, 45°C ambient temp., cascable max. 3 devices

#### DIN RAIL LED DRIVER

TYPE	L-W-H (mm)	ORDER CODE
DALI-2 DT6 1-2 addresses	36-88-59	0 0 5 - 6 1 2 1 0 3 0

200 - 1050 mA settable const. current | 2×42W | 48V DC | U OUT 10-40V

#### POWER SUPPLY PRE-WIRED with junction box DALI-2, 15 W, 198-264 V AC, PC2

TYPE	EFFICIENCY	ORDER CODE
450 mA	$\eta$ 87 %	0 0 2 - 9 0 7 5 0 A
200 mA	$\eta$ 87 %	0 0 2 - 9 0 7 4 9 A

#### POWER SUPPLY with loop through function DALI-2, 15 W, 198-264 V AC, PC2

TYPE	EFFICIENCY	L-W-H (mm)	ORDER CODE
450 mA	$\eta$ 87 %	185-30-21	0 0 2 - 9 0 7 5 0
200 mA	$\eta$ 87 %		0 0 2 - 9 0 7 4 9

### Order options

COLOUR	<input checked="" type="checkbox"/>	COLOUR	
jet black RAL 9005	1	traffic black	RAL 9017
matt silver	4		
traffic white RAL 9016	7		
gold dust RAL 260-M	9		