



NOBA

multi suspended

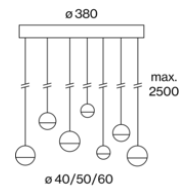
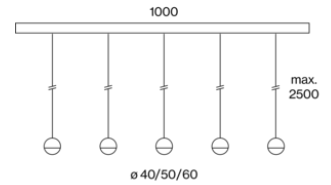
EN Decorative suspended luminaire in aluminium; surface polished chrome, brushed aluminium or powder coated; pendant fitting with suspension, incl. feed (black or white); can be individually shortened; round ceiling surface mounted canopy (black or white) optionally for two to five lamps or two to ten lamps fittings; or linear ceiling surface mounted canopy (black or white) optionally for two to five lamps fittings; high quality plano-convex glass lens; energy-efficient LEDs with very good colour rendering; canopy for through wiring; converter included in canopy; ceiling mounting rings for multiple positioning of the luminaire in the room available as accessory

DE Dekorative Pendelleuchte aus Aluminium; Oberfläche chrom poliert, Aluminium gebürstet oder pulverbeschichtet; abgependelt mit Pendelabhängung, inkl. Einspeiseleitung (schwarz oder weiß); beliebig kürzbar; runder Deckenbau-Baldachin (schwarz oder weiß) wahlweise für zwei- bis fünfflammige bzw. zwei- bis zehnflammige Bestückung; oder linearer Deckenbau-Baldachin (schwarz oder weiß) wahlweise für zwei- bis fünfflammige Bestückung; hochwertige plan-konvexe Glaslinse; energieeffiziente LEDs mit sehr guter Farbwiedergabe; Baldachin für Weiterverdrahtung; Konverter im Baldachin enthalten; Deckenmontageringe für multiple Positionierung der Leuchte im Raum als Zubehör erhältlich

Quickinfo

2700 K, 3000 K, 4000 K
 CRI ≥ 90 / 2 SDCM (initial MacAdam)
 up to 153 lm/W
 L80 / 50000 h
 IP20

Types



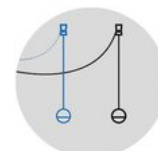
Colour



Cable



Light distributions



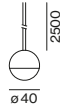
free positioning by cable and hook



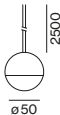
high quality glass lens

**NOBA 40 multi suspended****WIDE FLOOD** 69°, CRI ≥ 90

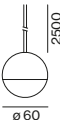
FIXTURE	COLOUR TEMP.	LUM. FLUX	EFFICACY	ORDER CODE
2.4 W,	2700 K	326 lm	133 lm/W	0 4 9 - 5 4 1 0 9 1 <input checked="" type="checkbox"/> <input checked="" type="checkbox"/> W
9 Vf,	3000 K	322 lm	135 lm/W	0 4 9 - 5 4 1 0 0 1 <input checked="" type="checkbox"/> <input checked="" type="checkbox"/> W
300 mA	4000 K	352 lm	144 lm/W	0 4 9 - 5 4 1 0 1 1 <input checked="" type="checkbox"/> <input checked="" type="checkbox"/> W

**NOBA 50 multi suspended****WIDE FLOOD** 67°, CRI ≥ 90

FIXTURE	COLOUR TEMP.	LUM. FLUX	EFFICACY	ORDER CODE
2.4 W,	2700 K	345 lm	141 lm/W	0 4 9 - 5 4 1 3 9 1 <input checked="" type="checkbox"/> <input checked="" type="checkbox"/> W
9 Vf,	3000 K	342 lm	143 lm/W	0 4 9 - 5 4 1 3 0 1 <input checked="" type="checkbox"/> <input checked="" type="checkbox"/> W
300 mA	4000 K	374 lm	153 lm/W	0 4 9 - 5 4 1 3 1 1 <input checked="" type="checkbox"/> <input checked="" type="checkbox"/> W

**NOBA 60 multi suspended****WIDE FLOOD** 67°, CRI ≥ 90

FIXTURE	COLOUR TEMP.	LUM. FLUX	EFFICACY	ORDER CODE
2.5 W,	2700 K	325 lm	132 lm/W	0 4 9 - 5 4 1 6 9 1 <input checked="" type="checkbox"/> <input checked="" type="checkbox"/> W
9 Vf,	3000 K	337 lm	137 lm/W	0 4 9 - 5 4 1 6 0 1 <input checked="" type="checkbox"/> <input checked="" type="checkbox"/> W
300 mA	4000 K	352 lm	143 lm/W	0 4 9 - 5 4 1 6 1 1 <input checked="" type="checkbox"/> <input checked="" type="checkbox"/> W

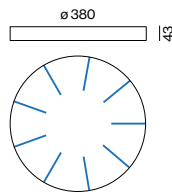
**Mounting accessories (optional)****HOOK surface**

COLOUR	Ø-H (mm)	ORDER CODE
traffic white	16:30	0 3 0 - 1 0 0 0 0 1 7
jet black	16:30	0 3 0 - 1 0 0 0 0 1 8

Order options

COLOUR	COLOUR	COLOUR	CABLE
brushed brass	<input checked="" type="checkbox"/> traffic white RAL 9016	<input checked="" type="checkbox"/> traffic white RAL 9016	<input checked="" type="checkbox"/> white
chrome	4 jet black RAL 9005	8 jet black RAL 9005	8 black
gun metal	5 rose gold	9	
brushed aluminium	6		

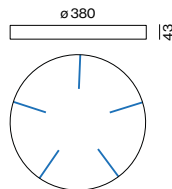
Electrical accessories (required)



CANOPY WITH SLOTS multi round 2-10 insets 220-240 V AC, 50-60 Hz, PC 1

CONTROL	Ø-H (mm)	ORDER CODE
DALI-2	380-43	0 0 5 - 2 6 9 0 1 3 <input checked="" type="checkbox"/>
Casambi	380-43	0 0 5 - 2 6 9 0 1 9 <input checked="" type="checkbox"/>

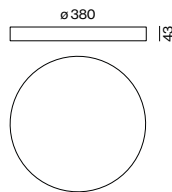
2 converter a 300 mA; 2 DALI addresses



CANOPY WITH SLOTS multi round 2-5 insets 220-240 V AC, 50-60 Hz, PC 1

CONTROL	Ø-H (mm)	ORDER CODE
DALI-2	380-43	0 0 5 - 2 6 9 0 0 3 <input checked="" type="checkbox"/>
Casambi	380-43	0 0 5 - 2 6 9 0 0 9 <input checked="" type="checkbox"/>

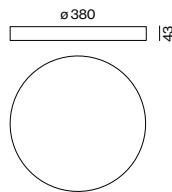
1 DALI address



CANOPY WITHOUT SLOTS multi round 2-10 insets 220-240 V AC, 50-60 Hz, PC 1

CONTROL	Ø-H (mm)	ORDER CODE
DALI-2	380-43	0 0 5 - 2 6 9 1 1 3 <input checked="" type="checkbox"/>
Casambi	380-43	0 0 5 - 2 6 9 1 1 9 <input checked="" type="checkbox"/>

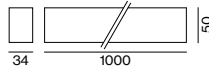
2 converter a 300 mA; 2 DALI addresses



CANOPY WITHOUT SLOTS multi round 2-5 insets 220-240 V AC, 50-60 Hz, PC 1

CONTROL	Ø-H (mm)	ORDER CODE
DALI-2	380-43	0 0 5 - 2 6 9 1 0 3 <input checked="" type="checkbox"/>
Casambi	380-43	0 0 5 - 2 6 9 1 0 9 <input checked="" type="checkbox"/>

1 DALI address



CANOPY multi linear 2-5 insets 220-240 V AC, 50-60 Hz, PC 1

CONTROL	L-W-H (mm)	ORDER CODE
DALI-2	1000-34-50	0 0 5 - 2 6 9 2 0 3 <input checked="" type="checkbox"/>
Casambi	1000-34-50	0 0 5 - 2 6 9 2 0 9 <input checked="" type="checkbox"/>

Order options

COLOUR	<input checked="" type="checkbox"/>	COLOUR	<input checked="" type="checkbox"/>	COLOUR	<input checked="" type="checkbox"/>	CABLE	<input checked="" type="checkbox"/>
brushed brass	3	traffic white RAL 9016	7	traffic white RAL 9016	7	white	7
chrome	4	jet black RAL 9005	8	jet black RAL 9005	8	black	8
gun metal	5	rose gold	9				
brushed aluminium	6						