



SASSO 100 round downlight

recessed 1 lamp

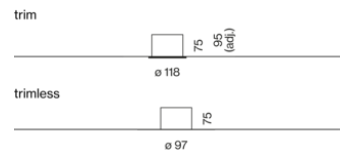
EN Round recessed spotlight; installation without tools in mounting set (trimless or with trim) with ball catch system; surface lacquered; installation possible in different housings; precise radiation characteristic due to high quality lens system; COB (Chip on Board) technology for maximum efficiency; no multiple shadows; efficient LEDs with very good colour rendering

DE Runder Einbaustrahler; werkzeuglose Montage im Montageset (randlos oder mit umlaufendem Rand) durch Kugelschnappsystem; Oberfläche lackiert; Einbau in unterschiedlichen Gehäusen möglich; präzise Abstrahlcharakteristik durch hochwertige Linsenoptik; COB (Chip on Board) Technologie für höchste Effizienz; keine Mehrfachschatten; effiziente LEDs mit sehr guter Farbwiedergabe

Quickinfo

2700 K, 3000 K, 3500 K, 4000 K, colour warm dimming 1800 - 3000 K, tunable white 1800 - 4000 K, tunable white 2700 - 6500 K
 CRI ≥ 90, CRI ≥ 92 / 2 SDCM (initial MacAdam), 3 SDCM (initial MacAdam)
 UGR ≤ 10, UGR ≤ 13, UGR ≤ 16, UGR ≤ 19
 up to 124 lm/W
 L80 / 50000 h, L85 / 50000 h, L90 / 50000 h
 DALI-2, non DIM
 front IP40, IP44, back IP20

Types



Colour



Mounting set



Light distributions



glare control
(UGR ≤ 16)



80 mm
recessed depth



quick mounting
in soft acoustic
ceilings



Colour Warm
Dimming 1800 –
3000 K



CRI ≥ 95 2
SDCM
(optional)



SASSO 100 round downlight (tunable white)



MEDIUM 33°, DALI-2

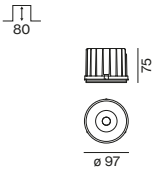
SYSTEM	COLOUR TEMP.	LUM. FLUX	EFFICACY	ORDER CODE
24.1 W	2700 - 6500 K (tunable w., CRI ≥ 92)	1780 lm	74 lm/W	0 4 8 - 2 7 0 0 D 3 <input checked="" type="checkbox"/> M
27.6 W	1800 - 4000 K (tunable w., CRI ≥ 90)	1960 lm	71 lm/W	0 4 8 - 2 7 0 0 L 3 <input checked="" type="checkbox"/> M

The data values for the luminous flux may differ for specific order options by -6%. Luminous flux value refers to colour traffic white, matt silver. DALI-2 power supply included

WIDE FLOOD 53°, DALI-2

SYSTEM	COLOUR TEMP.	LUM. FLUX	EFFICACY	ORDER CODE
24.1 W	2700 - 6500 K (tunable w., CRI ≥ 92)	1820 lm	76 lm/W	0 4 8 - 2 7 0 0 D 3 <input checked="" type="checkbox"/> W
27.6 W	1800 - 4000 K (tunable w., CRI ≥ 90)	2010 lm	73 lm/W	0 4 8 - 2 7 0 0 L 3 <input checked="" type="checkbox"/> W

DALI-2 power supply included



SASSO 100 round downlight



SPOT 20°, CRI ≥ 90

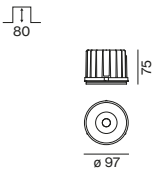
FIXTURE	COLOUR TEMP.	LUM. FLUX	EFFICACY	ORDER CODE
15.2 W, 36 Vf, 450 mA	2700 K	1670 lm	110 lm/W	0 4 8 - 2 7 0 0 9 1 <input checked="" type="checkbox"/> S
	3000 K	1720 lm	113 lm/W	0 4 8 - 2 7 0 0 0 1 <input checked="" type="checkbox"/> S
	3500 K	1760 lm	116 lm/W	0 4 8 - 2 7 0 0 2 1 <input checked="" type="checkbox"/> S
	4000 K	1800 lm	118 lm/W	0 4 8 - 2 7 0 0 1 1 <input checked="" type="checkbox"/> S
22.7 W, 36 Vf, 650 mA	2700 K	2300 lm	101 lm/W	0 4 8 - 2 7 0 0 9 1 <input checked="" type="checkbox"/> S
	3000 K	2330 lm	103 lm/W	0 4 8 - 2 7 0 0 0 1 <input checked="" type="checkbox"/> S
	3500 K	2380 lm	105 lm/W	0 4 8 - 2 7 0 0 2 1 <input checked="" type="checkbox"/> S
	4000 K	2440 lm	107 lm/W	0 4 8 - 2 7 0 0 1 1 <input checked="" type="checkbox"/> S

The data values for the luminaire luminous flux may differ for specific order options by -8%. Luminous flux value refers to colour traffic white.

MEDIUM 31°-34°, CRI ≥ 90

FIXTURE	COLOUR TEMP.	LUM. FLUX	EFFICACY	ORDER CODE
15.2 W, 36 Vf, 450 mA	2700 K	1730 lm	114 lm/W	0 4 8 - 2 7 0 0 9 1 <input checked="" type="checkbox"/> M
	3000 K	1780 lm	117 lm/W	0 4 8 - 2 7 0 0 0 1 <input checked="" type="checkbox"/> M
	3500 K	1820 lm	120 lm/W	0 4 8 - 2 7 0 0 2 1 <input checked="" type="checkbox"/> M
	4000 K	1860 lm	122 lm/W	0 4 8 - 2 7 0 0 1 1 <input checked="" type="checkbox"/> M
22.7 W, 36 Vf, 650 mA	2700 K	2380 lm	105 lm/W	0 4 8 - 2 7 0 0 9 1 <input checked="" type="checkbox"/> M
	3000 K	2410 lm	106 lm/W	0 4 8 - 2 7 0 0 0 1 <input checked="" type="checkbox"/> M
	3500 K	2470 lm	109 lm/W	0 4 8 - 2 7 0 0 2 1 <input checked="" type="checkbox"/> M
	4000 K	2520 lm	111 lm/W	0 4 8 - 2 7 0 0 1 1 <input checked="" type="checkbox"/> M
23.8 W, 700 mA	CWD	2040 lm	86 lm/W	0 4 8 - 2 7 0 0 E 1 <input checked="" type="checkbox"/> M

The data values for the luminaire luminous flux may differ for specific order options by -6%. Luminous flux value refers to colour traffic white, matt silver. CWD only for DALI-2; not for DIN-RAIL LED Driver



Order options

COLOUR	<input checked="" type="checkbox"/>	COLOUR
jet black RAL 9005	1	white aluminium RAL 9006
matt silver	4	traffic black RAL 9017
traffic white RAL 9016	7	
gold dust RAL 260-M	9	

FLOOD 38°-39°, CRI ≥ 90

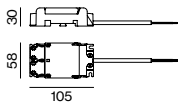
FIXTURE	COLOUR TEMP.	LUM. FLUX	EFFICACY	ORDER CODE
15.2 W, 36 Vf, 450 mA	2700 K	1650 lm	108 lm/W	0 4 8 - 2 7 0 0 9 1 <input checked="" type="checkbox"/> F
	3000 K	1700 lm	111 lm/W	0 4 8 - 2 7 0 0 0 1 <input checked="" type="checkbox"/> F
	3500 K	1740 lm	114 lm/W	0 4 8 - 2 7 0 0 2 1 <input checked="" type="checkbox"/> F
	4000 K	1780 lm	117 lm/W	0 4 8 - 2 7 0 0 1 1 <input checked="" type="checkbox"/> F
22.7 W, 36 Vf, 650 mA	2700 K	2270 lm	100 lm/W	0 4 8 - 2 7 0 0 9 1 <input checked="" type="checkbox"/> F
	3000 K	2300 lm	101 lm/W	0 4 8 - 2 7 0 0 0 1 <input checked="" type="checkbox"/> F
	3500 K	2350 lm	104 lm/W	0 4 8 - 2 7 0 0 2 1 <input checked="" type="checkbox"/> F
	4000 K	2410 lm	106 lm/W	0 4 8 - 2 7 0 0 1 1 <input checked="" type="checkbox"/> F

The data values for the luminaire luminous flux may differ for specific order options by -9%. Luminous flux value refers to colour traffic white.

WIDE FLOOD 51°-56°, CRI ≥ 90

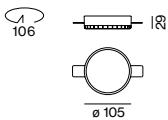
FIXTURE	COLOUR TEMP.	LUM. FLUX	EFFICACY	ORDER CODE
15.2 W, 36 Vf, 450 mA	2700 K	1760 lm	115 lm/W	0 4 8 - 2 7 0 0 9 1 <input checked="" type="checkbox"/> W
	3000 K	1810 lm	119 lm/W	0 4 8 - 2 7 0 0 0 1 <input checked="" type="checkbox"/> W
	3500 K	1850 lm	122 lm/W	0 4 8 - 2 7 0 0 2 1 <input checked="" type="checkbox"/> W
	4000 K	1890 lm	124 lm/W	0 4 8 - 2 7 0 0 1 1 <input checked="" type="checkbox"/> W
22.7 W, 36 Vf, 650 mA	2700 K	2420 lm	106 lm/W	0 4 8 - 2 7 0 0 9 1 <input checked="" type="checkbox"/> W
	3000 K	2450 lm	108 lm/W	0 4 8 - 2 7 0 0 0 1 <input checked="" type="checkbox"/> W
	3500 K	2510 lm	111 lm/W	0 4 8 - 2 7 0 0 2 1 <input checked="" type="checkbox"/> W
	4000 K	2570 lm	113 lm/W	0 4 8 - 2 7 0 0 1 1 <input checked="" type="checkbox"/> W
23.8 W, 700 mA	CWD	2260 lm	95 lm/W	0 4 8 - 2 7 0 0 E 1 <input checked="" type="checkbox"/> W

CWD only for DALI-2; not for DIN-RAIL LED Driver

Electrical mounting accessories (optional)**THROUGH WIRING CONNECTION BOX**

TYPE	L-W-H (mm)	ORDER CODE
non DIM cable ø 4 – 12 mm	105-58-30	0 0 5 - 2 5 3 1 1 1 0
DALI cable ø 4 – 12 mm	105-58-30	0 0 5 - 2 5 5 1 1 1 0

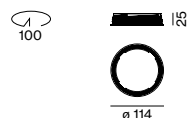
Linect®-Ready

Mounting accessories (required)**MOUNTING SET trimless for plasterboard ceilings**

COLOUR	PLASTERBOARD CEILING THICKNESS	Ø-H (mm)	ORDER CODE
traffic white	12.5/15/25 mm	105-29	0 4 8 - 2 7 9 6 1 1 7

**MOUNTING SET trimless for soft acoustic ceilings**

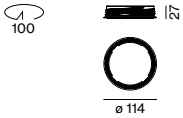
COLOUR	CEILING THICKNESS	Ø-H (mm)	ORDER CODE
traffic white	25-40 mm	114-27	0 4 8 - 2 7 9 6 1 9 7

**MOUNTING SET with trim for soft acoustic ceilings**

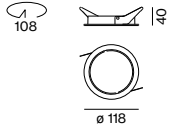
COLOUR	CEILING THICKNESS	Ø-H (mm)	ORDER CODE
traffic white	25-40 mm	114-25	0 4 8 - 2 7 9 6 3 9 7

Order options

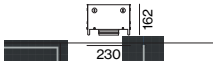
COLOUR	<input checked="" type="checkbox"/>	COLOUR	
jet black RAL 9005	1	white aluminium	RAL 9006
matt silver	4	traffic black	RAL 9017
traffic white RAL 9016	7		
gold dust RAL 260-M	9		

**MOUNTING SET with trim for soft acoustic ceilings**

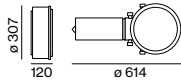
COLOUR	CEILING THICKNESS	Ø-H (mm)	ORDER CODE
jet black	25-40 mm	114-25	0 4 8 - 2 7 9 6 3 9 8

**MOUNTING SET with trim 1 lamp for intermediate ceilings, 2-25 mm**

COLOUR	Ø-H (mm)	ORDER CODE
traffic white	118-40	0 4 8 - 2 7 9 6 3 1 7
jet black	118-40	0 4 8 - 2 7 9 6 3 1 8
white aluminium	118-40	0 4 8 - 2 7 9 6 3 1 G

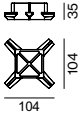
Mounting accessories (optional)**EXPOSED CONCRETE MOUNTING HOUSING**

COLOUR	L-W-H (mm)	ORDER CODE
white aluminium	230-230-162	0 4 8 - 2 7 9 5 2 1 0

**PRIMED CONCRETE MOUNTING HOUSING**

L-W-H (mm)	ORDER CODE
614-307-120	0 4 8 - 2 6 9 5 1 1 0

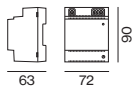
order mounting set separately

Mounting tools accessories (optional)**MOUNTING TOOL for soft acoustic ceilings**

COLOUR	L-W-H (mm)	ORDER CODE
traffic black	104-104-35	0 4 8 - 2 7 9 5 9 1 8

Electrical accessories (required)**POWER SUPPLY PC2**

TYPE	INPUT VOLTAGE	EFFICIENCY	L-W-H (mm)	ORDER CODE
450 mA 21 W non DIM	198-264 V AC	η 86 %	143-43-30	0 0 2 - 9 0 7 6 6
450 mA 28 W DALI-2	176-264 V AC	η 85 %	143-43-30	0 0 2 - 9 0 7 6 7
700 mA 28 W DALI-2	176-264 V AC	η 85 %	143-43-30	0 0 2 - 9 0 7 7 6
650 mA 31 W non DIM	198-264 V AC	η 88 %	143-43-30	0 0 2 - 9 0 7 8 0
650 mA 28 W DALI-2	176-264 V AC	η 85 %	143-43-30	0 0 2 - 9 0 7 8 9

Electrical accessories (optional)**DIN RAIL POWER SUPPLY BASIC 48 V**

TYPE	INPUT VOLTAGE	EFFICIENCY	L-W-H (mm)	ORDER CODE
160 W PC2	220-240 V AC	η 94 %	72-90-63	0 0 5 - 6 5 2 0 2 1 0

Lifetime >100.000h @ 120W, 45°C ambient temp., cascable max. 3 devices

Order options

COLOUR	<input checked="" type="checkbox"/>	COLOUR	
jet black RAL 9005	1	white aluminium	RAL 9006
matt silver	4	traffic black	RAL 9017
traffic white RAL 9016	7		
gold dust RAL 260-M	9		

DIN RAIL LED DRIVER

TYPE	L-W-H (mm)	ORDER CODE
DALI-2 DT6 1-2 addresses	36-88-59	0 0 5 - 6 1 2 1 0 3 0
200 - 1050mA settable const. current 2×42W 48V DC U OUT 10-40V		

POWER SUPPLY PRE-WIRED with junction box 28 W, PC2

TYPE	INPUT VOLTAGE	EFFICIENCY	ORDER CODE
450 mA DALI-2	176-264 V AC	η 85 %	0 0 2 - 9 0 7 6 7 A
650 mA DALI-2	176-264 V AC	η 85 %	0 0 2 - 9 0 7 8 9 A
700 mA DALI-2	176-264 V AC	η 85 %	0 0 2 - 9 0 7 7 6 A
450 mA non DIM	198-264 V AC	η 88 %	0 0 2 - 9 0 7 6 6 A
650 mA non DIM	198-264 V AC	η 88 %	0 0 2 - 9 0 7 8 0 A
700 mA non DIM	198-264 V AC	η 88 %	0 0 2 - 9 0 7 7 4 A

Optical accessories (optional)

HONEYCOMB LOUVER for BO 55 | JUST 55 | SASSO 100

COLOUR	Ø-H (mm)	ORDER CODE
jet black	50-3	0 0 7 - 1 9 6 5 5 9 8



Order options

COLOUR		COLOUR	
jet black RAL 9005	1	white aluminium	RAL 9006
matt silver	4	traffic black	RAL 9017
traffic white RAL 9016	7		
gold dust RAL 260-M	9		

Modehaus Gaarhammer, Waldkirchen

Germany

Architect

blocher partners GmbH
Franziska Hütter

Lighting Design

hailight Lichtplanung
Andreas Haidegger

Photographer

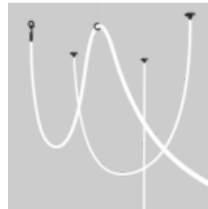
Joachim Grothus



Used products



**SASSO 100 round
downlight recessed 1
lamp**



**JANE semi-
recessed / surface /
suspended**



VARO 80 S





