

# MITA circle 240 / 450

recessed

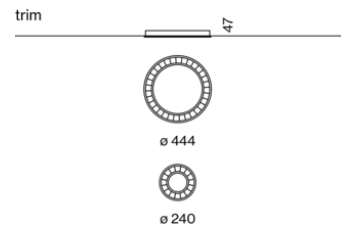
**EN** Ring shaped luminaire housing in die-cast aluminium; extremely slim design; recessed luminaire with trim; optional: blind cover to cover the cut-out available as an accessory; suitable for ceiling thickness of 2-25mm; surface powder coated; high gloss reflector with faceted design; energy-efficient LEDs with very good colour rendering

**DE** Ringförmiger Leuchtenkörper aus Aluminiumdruckguss; extrem schlanke Bauform; Einbauleuchte mit umlaufendem Rand; optional: Blindabdeckung zum Einlegen im Innenausschnitt als Zubehör erhältlich; geeignet für Deckenstärken von 2-25mm; Oberfläche pulverbeschichtet; hochglänzender Reflektor mit Facettenoptik; energieeffiziente LEDs mit sehr guter Farbwiedergabe

## Quickinfo

3000 K, 4000 K, tunable white  
 2700 - 6500 K  
 CRI ≥ 80, CRI ≥ 90 / 3 SDCM  
 (initial MacAd  
 UGR ≤ 16, UGR ≤ 19  
 up to 163 lm/W  
 L90 / 50000 h  
 DALI-2  
 Reflector  
 IP20

## Types



## Colour



## Reflector



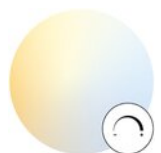
## Light distributions




suitable for  
 plasterboard or  
 grid ceilings



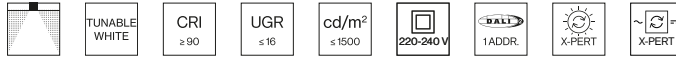
DIN EN 12464-1  
 UGR ≤ 19



tunable white  
 2700 - 6500 K


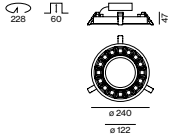


### MITA circle 240 trim

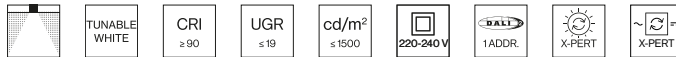


#### REFLECTOR DALI-2

SYSTEM	COLOUR TEMP.	CRI ≥	REFLECTOR	LUM. FLUX	EFFICACY	ORDER CODE
13.8 W	3000 K	80	chrome	1950 lm	141 lm/W	0 7 4 - 8 1 1 4 5 3 <input checked="" type="checkbox"/> R
			dark chr.	1400 lm	101 lm/W	0 7 4 - 8 1 1 4 5 3 <input checked="" type="checkbox"/> B
	4000 K	90	chrome	1680 lm	122 lm/W	0 7 4 - 8 1 1 4 0 3 <input checked="" type="checkbox"/> R
			dark chr.	1200 lm	87 lm/W	0 7 4 - 8 1 1 4 0 3 <input checked="" type="checkbox"/> B
		80	chrome	2220 lm	161 lm/W	0 7 4 - 8 1 1 4 6 3 <input checked="" type="checkbox"/> R
			dark chr.	1590 lm	115 lm/W	0 7 4 - 8 1 1 4 6 3 <input checked="" type="checkbox"/> B
14.2 W	tunable w.	90	chrome	1810 lm	131 lm/W	0 7 4 - 8 1 1 4 1 3 <input checked="" type="checkbox"/> R
			dark chr.	1300 lm	94 lm/W	0 7 4 - 8 1 1 4 1 3 <input checked="" type="checkbox"/> B
	80	chrome	1670 lm	118 lm/W	0 7 4 - 8 1 1 4 D 3 <input checked="" type="checkbox"/> R	
		dark chr.	1200 lm	85 lm/W	0 7 4 - 8 1 1 4 D 3 <input checked="" type="checkbox"/> B	

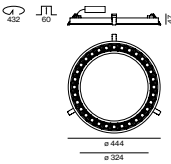


### MITA circle 450 trim



#### REFLECTOR DALI-2

SYSTEM	COLOUR TEMP.	CRI ≥	REFLECTOR	LUM. FLUX	EFFICACY	ORDER CODE	
28.5 W	tunable w.	90	chrome	3340 lm	117 lm/W	0 7 4 - 8 1 1 6 D 3 <input checked="" type="checkbox"/> R	
			dark chr.	2390 lm	84 lm/W	0 7 4 - 8 1 1 6 D 3 <input checked="" type="checkbox"/> B	
29.4 W	3000 K	80	chrome	4210 lm	143 lm/W	0 7 4 - 8 1 1 6 5 3 <input checked="" type="checkbox"/> R	
			dark chr.	3010 lm	102 lm/W	0 7 4 - 8 1 1 6 5 3 <input checked="" type="checkbox"/> B	
		90	chrome	3630 lm	123 lm/W	0 7 4 - 8 1 1 6 0 3 <input checked="" type="checkbox"/> R	
			dark chr.	2600 lm	88 lm/W	0 7 4 - 8 1 1 6 0 3 <input checked="" type="checkbox"/> B	
	4000 K	80	chrome	4790 lm	163 lm/W	0 7 4 - 8 1 1 6 6 3 <input checked="" type="checkbox"/> R	
			dark chr.	3430 lm	117 lm/W	0 7 4 - 8 1 1 6 6 3 <input checked="" type="checkbox"/> B	
		90	chrome	3920 lm	133 lm/W	0 7 4 - 8 1 1 6 1 3 <input checked="" type="checkbox"/> R	
			dark chr.	2800 lm	95 lm/W	0 7 4 - 8 1 1 6 1 3 <input checked="" type="checkbox"/> B	
	40.0 W	3000 K	80	chrome	5470 lm	137 lm/W	0 7 4 - 8 1 2 6 5 3 <input checked="" type="checkbox"/> R
				dark chr.	3920 lm	98 lm/W	0 7 4 - 8 1 2 6 5 3 <input checked="" type="checkbox"/> B
		90	chrome	4720 lm	118 lm/W	0 7 4 - 8 1 2 6 0 3 <input checked="" type="checkbox"/> R	
			dark chr.	3380 lm	85 lm/W	0 7 4 - 8 1 2 6 0 3 <input checked="" type="checkbox"/> B	
4000 K	80	chrome	6230 lm	156 lm/W	0 7 4 - 8 1 2 6 6 3 <input checked="" type="checkbox"/> R		
		dark chr.	4460 lm	112 lm/W	0 7 4 - 8 1 2 6 6 3 <input checked="" type="checkbox"/> B		
90	chrome	5100 lm	128 lm/W	0 7 4 - 8 1 2 6 1 3 <input checked="" type="checkbox"/> R			
	dark chr.	3650 lm	91 lm/W	0 7 4 - 8 1 2 6 1 3 <input checked="" type="checkbox"/> B			



### Optical accessories (optional)

#### BLIND COVER circle 240

COLOUR	ORDER CODE
traffic white	0 7 4 - 8 9 1 1 4 1 7
jet black	0 7 4 - 8 9 1 1 4 1 8

#### Order options

COLOUR	
traffic white RAL 9016	7
jet black RAL 9005	8

**BLIND COVER circle 450**

**COLOUR**

traffic white

jet black

**ORDER CODE**

0 7 4 - 8 9 1 1 6 1 7

0 7 4 - 8 9 1 1 6 1 8

# Endress+Hauser GmbH, Vienna

Austria

## Architect

FOKURA Luxury Interior,  
Reinhard Strempl

## Lighting Design

Ing. Gerhard Heil, TB Heil  
& Schafzahl GmbH

## Photographer

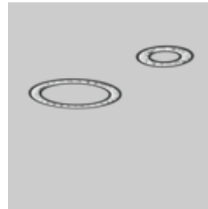
Kurt Kuball



## Used products



**SONIC** suspended



**MITA** circle 240 /  
450 recessed



**UNICO** L4 / L6 basic  
recessed



