

INO square

suspended

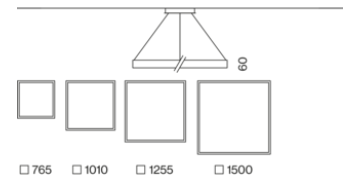
EN Square aluminium luminaire housing; surface powder coated; pendant fitting with cable suspension; height adjustment without tools; incl. transparent feed; electronic operating unit installed in the canopy; completely homogeneously illuminated, satinised PMMA cover; inwards facing emission characteristics; direct/indirect illumination characteristic for additional emphasis of the ceiling and more visual comfort; energy-efficient LEDs with very good colour rendering; canopy with 2 cable openings and plug-in terminal for through wiring

DE Quadratischer Leuchtenkörper aus Aluminium; Oberfläche pulverbeschichtet; abgedielt mit Seilabhängung; werkzeuglose Höhenverstellung; inkl. transparenter Einspeiseleitung; elektronisches Betriebsgerät im Baldachin verbaut; absolut homogen ausgeleuchtete, satinierte PMMA-Abdeckung; nach innen gerichtete Abstrahlcharakteristik; direkt/indirekte Abstrahlcharakteristik für zusätzliche Akzentuierung der Decke und mehr Sehkomfort; energieeffiziente LEDs mit sehr guter Farbwiedergabe; Baldachin mit 2 Kabelöffnungen und Steckklemme für Weiterverdrahtung

Quickinfo

2700 K, 3000 K, 4000 K
 CRI \geq 90 / 3 SDCM
 up to \downarrow 4,770 lm / \uparrow 4,760 lm
 up to 122 lm/W
 L90 / 50000 h
 DALI-2
 High Performance Opal
 IP20

Types



Colour



Light distributions



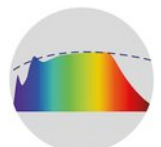
DiiA® standards
 251, 252, 253




direct / indirect
 illumination



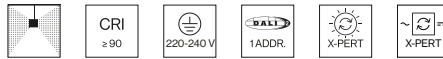
tunable white
 2700 – 6500 K
 (optional)



CRI \geq 98
 XPECTRUM
 (optional)

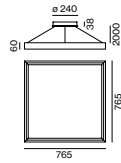


INO 750 square suspended



OPAL CRI ≥ 90, DALI-2

SYSTEM	COLOUR TEMP.	LUM. FLUX	EFFICACY	ORDER CODE
39.0 W	2700 K	↓2170/±2160 lm	111 lm/W	0 3 4 - 4 4 4 2 4 3 <input checked="" type="checkbox"/> H
	3000 K	↓2280/±2270 lm	117 lm/W	0 3 4 - 4 4 4 2 5 3 <input checked="" type="checkbox"/> H
	4000 K	↓2390/±2380 lm	122 lm/W	0 3 4 - 4 4 4 2 6 3 <input checked="" type="checkbox"/> H

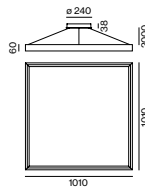


INO 1000 square suspended



OPAL CRI ≥ 90, DALI-2

SYSTEM	COLOUR TEMP.	LUM. FLUX	EFFICACY	ORDER CODE
52.0 W	2700 K	↓2890/±2890 lm	111 lm/W	0 3 4 - 4 4 4 3 4 3 <input checked="" type="checkbox"/> H
	3000 K	↓3040/±3030 lm	117 lm/W	0 3 4 - 4 4 4 3 5 3 <input checked="" type="checkbox"/> H
	4000 K	↓3180/±3170 lm	122 lm/W	0 3 4 - 4 4 4 3 6 3 <input checked="" type="checkbox"/> H

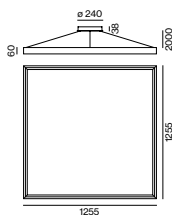


INO 1250 square suspended



OPAL CRI ≥ 90, DALI-2

SYSTEM	COLOUR TEMP.	LUM. FLUX	EFFICACY	ORDER CODE
65.0 W	2700 K	↓3610/±3610 lm	111 lm/W	0 3 4 - 4 4 4 4 4 3 <input checked="" type="checkbox"/> H
	3000 K	↓3790/±3790 lm	117 lm/W	0 3 4 - 4 4 4 4 5 3 <input checked="" type="checkbox"/> H
	4000 K	↓3970/±3970 lm	122 lm/W	0 3 4 - 4 4 4 4 6 3 <input checked="" type="checkbox"/> H

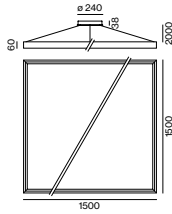


Order options

COLOUR	
pure white RAL 9010	7 <input checked="" type="checkbox"/>
jet black RAL 9005	8
white aluminium RAL 9006	G
special colours	X



INO 1500 square suspended



OPAL CRI ≥ 90, DALI-2

SYSTEM	COLOUR TEMP.	LUM. FLUX	EFFICACY	ORDER CODE
79.0 W	2700 K	↓4330/↑4330 lm	110 lm/W	0 3 4 - 4 4 4 5 4 3 <input checked="" type="checkbox"/> H
	3000 K	↓4550/↑4550 lm	115 lm/W	0 3 4 - 4 4 4 5 5 3 <input checked="" type="checkbox"/> H
	4000 K	↓4770/↑4760 lm	121 lm/W	0 3 4 - 4 4 4 5 6 3 <input checked="" type="checkbox"/> H

Order options

COLOUR	
pure white RAL 9010	<input checked="" type="checkbox"/> 7
jet black RAL 9005	<input checked="" type="checkbox"/> 8
white aluminium RAL 9006	<input checked="" type="checkbox"/> G
special colours	<input checked="" type="checkbox"/> X

Granitlab Coworking

Austria

Architect

GHT-Plan GmbH

Lighting Design

GHT-Plan GmbH, AREA
C.I. Design GmbH

Photographer

Kurt Kuball



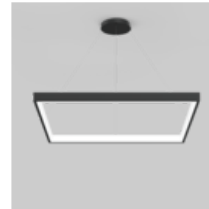
Used products



UNICO Q1 / Q4 basic ceiling



BETO suspended



INO square suspended

