



LENO

semi-recessed

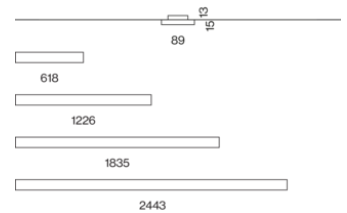
EN Low profile recessed mounted luminaire, 15 mm visible height; suitable for wall or ceiling mounting; suitable for installation in primed or exposed concrete, in plasterboard constructions and in plastered walls or ceilings; surface powder coated; fall-safe light inset made of extruded aluminium profile, can be inserted in the canal without tools by magnetic holders; side coupled light, directed downwards by LGP body (Light Guiding Prism) and highly efficient reflector; homogeneously illuminated, satinised (flush or jut-out) or microprismatic PMMA cover; energy-efficient LEDs with very good colour rendering

DE Extrem flache Einbauleuchte mit 15 mm sichtbarer Höhe; geeignet für die Wand- oder Deckenmontage; geeignet für den Einbau in gespachtelten Beton oder Sichtbeton, in Gipskartonkonstruktionen und in verputzten Wänden oder Decken; Oberfläche pulverbeschichtet; absturzesicherer Lichteinsatz aus stranggepresstem Aluminiumprofil werkzeuglos mittels Magnethalter in Kanal einsetzbar; seitlich eingekoppeltes Licht durch LGP-Body (Light-Guiding-Prism) und hocheffizientem Reflektor nach unten gelenkt; homogen ausgeleuchtete, satinierete (bündig oder herausragend) oder mikroprismatische Abdeckung aus PMMA; energieeffiziente LEDs mit sehr guter Farbwiedergabe

Quickinfo

3000 K, 4000 K
 CRI \geq 80 / 3 SDCM (initial MacAdam)
 UGR \leq 19
 up to 2,130 lm/m
 up to 140 lm/W
 L90 / 50000 h
 DALI-2
 High Performance Opal, Jut-Out, Microprismatic
 IP40, back IP20

Types



Colour




Light distributions



DiiA® standards
251, 252, 253




system solution



microprismatic
UGR \leq 19



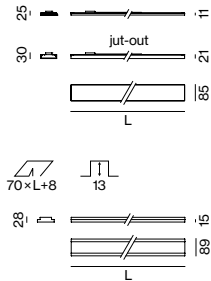
quick
installation



LENO semi-recessed



MICROPRISMATIC CRI ≥ 80, DALI-2



SYSTEM	LENGTH	COLOUR TEMP.	LUM. FLUX	EFFICACY	ORDER CODE
9.9 W	618 mm	3000 K	1160 lm	117 lm/W	0 5 1 - 8 5 1 2 5 3 <input checked="" type="checkbox"/> G
		4000 K	1230 lm	124 lm/W	0 5 1 - 8 5 1 2 6 3 <input checked="" type="checkbox"/> G
19.1 W	1226 mm	3000 K	2320 lm	121 lm/W	0 5 1 - 8 5 1 4 5 3 <input checked="" type="checkbox"/> G
		4000 K	2450 lm	128 lm/W	0 5 1 - 8 5 1 4 6 3 <input checked="" type="checkbox"/> G
28.6 W	1835 mm	3000 K	3480 lm	122 lm/W	0 5 1 - 8 5 1 6 5 3 <input checked="" type="checkbox"/> G
		4000 K	3680 lm	129 lm/W	0 5 1 - 8 5 1 6 6 3 <input checked="" type="checkbox"/> G
37.0 W	2443 mm	3000 K	4630 lm	125 lm/W	0 5 1 - 8 5 1 8 5 3 <input checked="" type="checkbox"/> G
		4000 K	4910 lm	133 lm/W	0 5 1 - 8 5 1 8 6 3 <input checked="" type="checkbox"/> G

OPAL CRI ≥ 80, DALI-2

SYSTEM	LENGTH	COLOUR TEMP.	LUM. FLUX	EFFICACY	ORDER CODE
9.9 W	618 mm	3000 K	1220 lm	123 lm/W	0 5 1 - 8 5 1 2 5 3 <input checked="" type="checkbox"/> H
		4000 K	1300 lm	131 lm/W	0 5 1 - 8 5 1 2 6 3 <input checked="" type="checkbox"/> H
19.1 W	1226 mm	3000 K	2450 lm	128 lm/W	0 5 1 - 8 5 1 4 5 3 <input checked="" type="checkbox"/> H
		4000 K	2590 lm	136 lm/W	0 5 1 - 8 5 1 4 6 3 <input checked="" type="checkbox"/> H
28.6 W	1835 mm	3000 K	3670 lm	128 lm/W	0 5 1 - 8 5 1 6 5 3 <input checked="" type="checkbox"/> H
		4000 K	3890 lm	136 lm/W	0 5 1 - 8 5 1 6 6 3 <input checked="" type="checkbox"/> H
37.0 W	2443 mm	3000 K	4900 lm	132 lm/W	0 5 1 - 8 5 1 8 5 3 <input checked="" type="checkbox"/> H
		4000 K	5190 lm	140 lm/W	0 5 1 - 8 5 1 8 6 3 <input checked="" type="checkbox"/> H

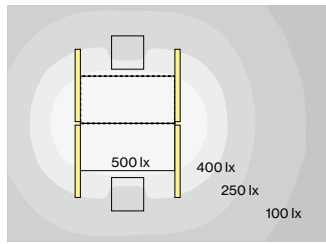
OPAL JUT-OUT CRI ≥ 80, DALI-2

SYSTEM	LENGTH	COLOUR TEMP.	LUM. FLUX	EFFICACY	ORDER CODE
9.9 W	618 mm	3000 K	1170 lm	118 lm/W	0 5 1 - 8 5 1 2 5 3 <input checked="" type="checkbox"/> J
		4000 K	1240 lm	125 lm/W	0 5 1 - 8 5 1 2 6 3 <input checked="" type="checkbox"/> J
19.1 W	1226 mm	3000 K	2350 lm	123 lm/W	0 5 1 - 8 5 1 4 5 3 <input checked="" type="checkbox"/> J
		4000 K	2490 lm	130 lm/W	0 5 1 - 8 5 1 4 6 3 <input checked="" type="checkbox"/> J
28.6 W	1835 mm	3000 K	3520 lm	123 lm/W	0 5 1 - 8 5 1 6 5 3 <input checked="" type="checkbox"/> J
		4000 K	3730 lm	130 lm/W	0 5 1 - 8 5 1 6 6 3 <input checked="" type="checkbox"/> J
37.0 W	2443 mm	3000 K	4700 lm	127 lm/W	0 5 1 - 8 5 1 8 5 3 <input checked="" type="checkbox"/> J
		4000 K	4970 lm	134 lm/W	0 5 1 - 8 5 1 8 6 3 <input checked="" type="checkbox"/> J

Order options

COLOUR	
pure white RAL 9010	<input checked="" type="checkbox"/> 7
jet black RAL 9005	<input checked="" type="checkbox"/> 8

Planning Information




LENO semi-recessed, 19.1W, 4000K

ROOM VALUES

Room dimensions	5.4 × 4 × 2.8 m
Reflection factor	0.7 0.5 0.2
Maintenance factor	0.8

CALCULATION SURFACE

Surface dimensions	1.6 × 0.8
Surface height	0.75
Average illuminance (E _m)	> 500 lx
Uniformity (U ₀)	> 0.6



GLARE EVALUATION

Table Classification	X=4H Y=8H S=0.25H
UGR transversal	≤ 19
UGR axial	≤ 19

Mounting tools accessories (optional)

DISMOUNTING TOOL

TYPE	
vacuum cup	

ORDER CODE

0 8 6 - 3 0 0 0 0

Order options

COLOUR	<input checked="" type="checkbox"/>
pure white RAL 9010	7
jet black RAL 9005	8