



# TUBO 60

surface

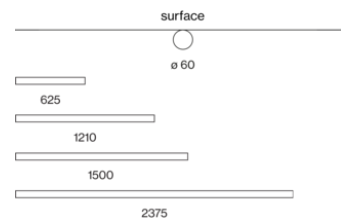
**EN** Supporting profile in extruded aluminium; end cap in aluminium; surface powder coated; suitable for wall or ceiling mounting; light control via high quality lens system for maximum, homogeneous illumination; optionally cylindr. HPO (High Performance Opal) cover or clear, cylindrical cover with linear prismatic optic; energy-efficient LEDs with very good colour rendering

**DE** Tragprofil aus Aluminiumstrangpressprofil; Enddeckel aus Aluminium; Oberfläche pulverbeschichtet; geeignet für Wand- oder Deckenmontage; Lichtlenkung mittels hochwertiger Linsenoptik für maximale, homogene Ausleuchtung; wahlweise zylindr. HPO (High Performance Opal) Abdeckung, oder klare, zylindrische Abdeckung mit Linearprismenoptik; energieeffiziente LEDs mit sehr guter Farbwiedergabe

## Quickinfo

3000 K, 4000 K  
 CRI ≥ 80, CRI ≥ 90 / 3 SDCM  
 (initial MacAdam)  
 up to 3,280 lm/m  
 up to 142 lm/W  
 L90 / 50000 h  
 DALI-2  
 Clear Cover, High Performance Opal  
 IP20

## Types



## Colour




## Light distributions




driver integrated



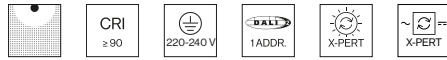
system solution



uniform illumination

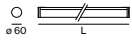


### TUBO 60 opal surface



#### OPAL DALI-2

SYSTEM	LENGTH	COLOUR TEMP.	CRI ≥	LUM. FLUX	EFFICACY	ORDER CODE		
13.9 W	625 mm	3000 K	80	1700 lm	122 lm/W	0 5 8 - 3 1 1 2 5 3 <input checked="" type="checkbox"/> O		
			90	1480 lm	106 lm/W	0 5 8 - 3 1 1 2 0 3 <input checked="" type="checkbox"/> O		
		4000 K	80	1810 lm	130 lm/W	0 5 8 - 3 1 1 2 6 3 <input checked="" type="checkbox"/> O		
			90	1480 lm	106 lm/W	0 5 8 - 3 1 1 2 1 3 <input checked="" type="checkbox"/> O		
		27.9 W	1210 mm	3000 K	80	3400 lm	122 lm/W	0 5 8 - 3 1 1 4 5 3 <input checked="" type="checkbox"/> O
					90	2960 lm	106 lm/W	0 5 8 - 3 1 1 4 0 3 <input checked="" type="checkbox"/> O
4000 K	80			3620 lm	130 lm/W	0 5 8 - 3 1 1 4 6 3 <input checked="" type="checkbox"/> O		
	90			2960 lm	106 lm/W	0 5 8 - 3 1 1 4 1 3 <input checked="" type="checkbox"/> O		
34.0 W	1500 mm			3000 K	80	4220 lm	124 lm/W	0 5 8 - 3 1 1 5 5 3 <input checked="" type="checkbox"/> O
					90	3670 lm	108 lm/W	0 5 8 - 3 1 1 5 0 3 <input checked="" type="checkbox"/> O
		4000 K	80	4490 lm	132 lm/W	0 5 8 - 3 1 1 5 6 3 <input checked="" type="checkbox"/> O		
			90	3670 lm	108 lm/W	0 5 8 - 3 1 1 5 1 3 <input checked="" type="checkbox"/> O		
		54.0 W	2375 mm	3000 K	80	6740 lm	125 lm/W	0 5 8 - 3 1 1 8 5 3 <input checked="" type="checkbox"/> O
					90	5870 lm	109 lm/W	0 5 8 - 3 1 1 8 0 3 <input checked="" type="checkbox"/> O
4000 K	80			7170 lm	133 lm/W	0 5 8 - 3 1 1 8 6 3 <input checked="" type="checkbox"/> O		
	90			5870 lm	109 lm/W	0 5 8 - 3 1 1 8 1 3 <input checked="" type="checkbox"/> O		



### TUBO 60 ribbed surface



#### CLEAR COVER WITH LINEAR PRISMATIC OPTIC DALI-2

SYSTEM	LENGTH	COLOUR TEMP.	CRI ≥	LUM. FLUX	EFFICACY	ORDER CODE		
13.9 W	625 mm	3000 K	80	1820 lm	131 lm/W	0 5 8 - 5 1 1 2 5 3 <input checked="" type="checkbox"/> C		
			90	1580 lm	114 lm/W	0 5 8 - 5 1 1 2 0 3 <input checked="" type="checkbox"/> C		
		4000 K	80	1940 lm	140 lm/W	0 5 8 - 5 1 1 2 6 3 <input checked="" type="checkbox"/> C		
			90	1580 lm	114 lm/W	0 5 8 - 5 1 1 2 1 3 <input checked="" type="checkbox"/> C		
		27.9 W	1210 mm	3000 K	80	3640 lm	130 lm/W	0 5 8 - 5 1 1 4 5 3 <input checked="" type="checkbox"/> C
					90	3170 lm	114 lm/W	0 5 8 - 5 1 1 4 0 3 <input checked="" type="checkbox"/> C
4000 K	80			3870 lm	139 lm/W	0 5 8 - 5 1 1 4 6 3 <input checked="" type="checkbox"/> C		
	90			3170 lm	114 lm/W	0 5 8 - 5 1 1 4 1 3 <input checked="" type="checkbox"/> C		
34.0 W	1500 mm			3000 K	80	4510 lm	133 lm/W	0 5 8 - 5 1 1 5 5 3 <input checked="" type="checkbox"/> C
					90	3930 lm	116 lm/W	0 5 8 - 5 1 1 5 0 3 <input checked="" type="checkbox"/> C
		4000 K	80	4800 lm	141 lm/W	0 5 8 - 5 1 1 5 6 3 <input checked="" type="checkbox"/> C		
			90	3930 lm	116 lm/W	0 5 8 - 5 1 1 5 1 3 <input checked="" type="checkbox"/> C		
		54.0 W	2375 mm	3000 K	80	7210 lm	134 lm/W	0 5 8 - 5 1 1 8 5 3 <input checked="" type="checkbox"/> C
					90	6280 lm	116 lm/W	0 5 8 - 5 1 1 8 0 3 <input checked="" type="checkbox"/> C
4000 K	80			7680 lm	142 lm/W	0 5 8 - 5 1 1 8 6 3 <input checked="" type="checkbox"/> C		
	90			6280 lm	116 lm/W	0 5 8 - 5 1 1 8 1 3 <input checked="" type="checkbox"/> C		



#### Order options

COLOUR	
pure white RAL 9010	7 <input checked="" type="checkbox"/>
jet black RAL 9005	8 <input checked="" type="checkbox"/>