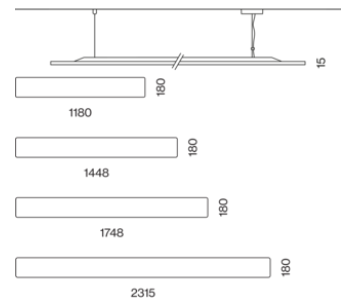


**Quickinfo**

3000 K, 4000 K, tunable white  
 2700 - 6500 K  
 CRI ≥ 80, CRI ≥ 90 / 3 SDCM  
 (initial MacAdam)  
 UGR ≤ 16, UGR ≤ 19  
 up to ↓ 5,010 lm / ↑ 3,270 lm  
 up to 133 lm/W  
 L85 / 50000 h, L90 / 50000 h  
 DALI-2, stand alone ESSENTIAL  
 sensor  
 Microprismatic  
 IP20

**Types**



**Colour**



**Light distributions**



**TASK S**

suspended

**EN** Rectangular housing made of aluminium with rounded edges; ultra low-profile design (only 15 mm); surface powder coated; 1500 mm cable suspension, toolless height adjustment; incl. feeder cable; direct or direct/indirect light distribution by LGP body (Light Guiding Prism); side coupled light, directed downwards or up and down by laser engraving; light control via highly reflective reflector material; optional: indirect light component with special PCBs for increased luminous flux and maximum ceiling illumination; completely homogeneous illumination; energy-efficient LEDs with very good colour rendering; canopy with 2 cable openings and plug-in terminal for through wiring

**DE** Rechteckiger Leuchtenkörper aus Aluminium mit abgerundeten Kanten; extrem flache Bauform (nur 15 mm); Oberfläche pulverbeschichtet; werkzeuglos höhenverstellbare 1500 mm Seilabhängung; inkl. Einspeiseleitung; direkte bzw. direkt/indirekte Lichtverteilung durch LGP-Body (Light-Guiding-Prism); seitlich eingekoppeltes Licht durch Lasergravur nach unten bzw. oben und unten gelenkt; Lichtlenkung mittels hochreflektierenden Reflektormaterials; optional: Indirektlichtanteil mit eigenen Platinen für erhöhten Lichtstrom und maximale Deckenaufhellung; absolut homogene Ausleuchtung; energieeffiziente LEDs mit sehr guter Farbwiedergabe; Baldachin mit 2 Kabelöffnungen und Steckklemme für Weiterverdrahtung



DiiA® standards  
 251, 252, 253



direct / indirect  
 illumination



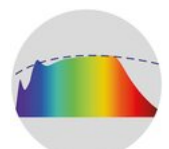
system solution




DIN EN 12464-1  
 UGR ≤ 19



tunable white  
 2700 - 6500 K



CRI ≥ 98  
 XPECTRUM  
 (optional)



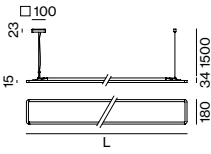
## TASK S suspended



### DIRECT / INDIRECT 2700-6500K POWER CRI ≥ 90

SYSTEM	LENGTH	COLOUR TEMP.	LUM. FLUX	EFFICACY	ORDER CODE
21.7 W	1180 mm	↓ 3000 K/ ↑ tunable w.	↓1430/↑1250 lm	124 lm/W	0 5 9 - 5 2 D 4 0 3 <input checked="" type="checkbox"/> K
		↓ 4000 K/ ↑ tunable w.	↓1550/↑1250 lm	129 lm/W	0 5 9 - 5 2 D 4 1 3 <input checked="" type="checkbox"/> K
27.2 W	1448 mm	↓ 3000 K/ ↑ tunable w.	↓1790/↑1560 lm	123 lm/W	0 5 9 - 5 2 D 5 0 <input checked="" type="checkbox"/> K
		↓ 4000 K/ ↑ tunable w.	↓1940/↑1560 lm	129 lm/W	0 5 9 - 5 2 D 5 1 <input checked="" type="checkbox"/> K
32.0 W	1748 mm	↓ 3000 K/ ↑ tunable w.	↓2150/↑1870 lm	126 lm/W	0 5 9 - 5 2 D 6 0 <input checked="" type="checkbox"/> K
		↓ 4000 K/ ↑ tunable w.	↓2320/↑1870 lm	131 lm/W	0 5 9 - 5 2 D 6 1 <input checked="" type="checkbox"/> K
42.0 W	2315 mm	↓ 3000 K/ ↑ tunable w.	↓2870/↑2500 lm	128 lm/W	0 5 9 - 5 2 D 8 0 <input checked="" type="checkbox"/> K
		↓ 4000 K/ ↑ tunable w.	↓3100/↑2500 lm	133 lm/W	0 5 9 - 5 2 D 8 1 <input checked="" type="checkbox"/> K

version with sensor: length + 9 mm



### DIRECT / INDIRECT POWER | TUNABLE WHITE 2700 - 6500 K, CRI ≥ 80

SYSTEM	LENGTH	COLOUR TEMP.	LUM. FLUX	EFFICACY	ORDER CODE
35.0 W	1180 mm	tunable w.	↓2500/↑1490 lm	114 lm/W	0 5 9 - 5 2 6 4 D <input checked="" type="checkbox"/> K
43.0 W	1448 mm	tunable w.	↓3130/↑1860 lm	116 lm/W	0 5 9 - 5 2 6 5 D <input checked="" type="checkbox"/> K
51.0 W	1748 mm	tunable w.	↓3760/↑2230 lm	117 lm/W	0 5 9 - 5 2 6 6 D <input checked="" type="checkbox"/> K
67.0 W	2315 mm	tunable w.	↓5010/↑2970 lm	119 lm/W	0 5 9 - 5 2 6 8 D <input checked="" type="checkbox"/> K

version with sensor: length + 9 mm

### DIRECT / INDIRECT SOFT CRI ≥ 90

SYSTEM	LENGTH	COLOUR TEMP.	LUM. FLUX	EFFICACY	ORDER CODE
19.5 W	1180 mm	3000 K	↓1900/↑327 lm	114 lm/W	0 5 9 - 5 2 5 4 0 <input checked="" type="checkbox"/> K
		4000 K	↓2020/↑347 lm	122 lm/W	0 5 9 - 5 2 5 4 1 <input checked="" type="checkbox"/> K
24.4 W	1448 mm	3000 K	↓2380/↑408 lm	114 lm/W	0 5 9 - 5 2 5 5 0 <input checked="" type="checkbox"/> K
		4000 K	↓2540/↑435 lm	122 lm/W	0 5 9 - 5 2 5 5 1 <input checked="" type="checkbox"/> K
29.2 W	1748 mm	3000 K	↓2860/↑490 lm	115 lm/W	0 5 9 - 5 2 5 6 0 <input checked="" type="checkbox"/> K
		4000 K	↓3040/↑521 lm	122 lm/W	0 5 9 - 5 2 5 6 1 <input checked="" type="checkbox"/> K
38.0 W	2315 mm	3000 K	↓3810/↑653 lm	117 lm/W	0 5 9 - 5 2 5 8 0 <input checked="" type="checkbox"/> K
		4000 K	↓4050/↑695 lm	125 lm/W	0 5 9 - 5 2 5 8 1 <input checked="" type="checkbox"/> K

version with sensor: length + 9 mm

### DIRECT / INDIRECT POWER CRI ≥ 90


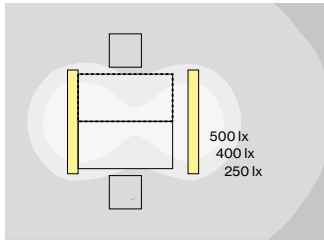
SYSTEM	LENGTH	COLOUR TEMP.	LUM. FLUX	EFFICACY	ORDER CODE
28.9 W	1180 mm	3000 K	↓1890/↑1540 lm	119 lm/W	0 5 9 - 5 2 6 4 0 <input checked="" type="checkbox"/> K
		4000 K	↓2010/↑1640 lm	126 lm/W	0 5 9 - 5 2 6 4 1 <input checked="" type="checkbox"/> K
36.0 W	1448 mm	3000 K	↓2360/↑1920 lm	119 lm/W	0 5 9 - 5 2 6 5 0 <input checked="" type="checkbox"/> K
		4000 K	↓2520/↑2050 lm	127 lm/W	0 5 9 - 5 2 6 5 1 <input checked="" type="checkbox"/> K
43.0 W	1748 mm	3000 K	↓2840/↑2310 lm	120 lm/W	0 5 9 - 5 2 6 6 0 <input checked="" type="checkbox"/> K
		4000 K	↓3020/↑2460 lm	127 lm/W	0 5 9 - 5 2 6 6 1 <input checked="" type="checkbox"/> K
57.0 W	2315 mm	3000 K	↓3780/↑3080 lm	120 lm/W	0 5 9 - 5 2 6 8 0 <input checked="" type="checkbox"/> K
		4000 K	↓4030/↑3270 lm	128 lm/W	0 5 9 - 5 2 6 8 1 <input checked="" type="checkbox"/> K

version with sensor: length + 9 mm

## Order options

CONTROL		COLOUR	
DALI-2	3	special colours	X
stand alone ESSENTIAL sensor	7	pure white RAL 9010	7
		jet black RAL 9005	8

## Planning Information



**TASK S** suspended, 1748 mm  
44 W, 4000 K, direct/indirect power

### ROOM VALUES

Room dimensions	5.4 × 4 × 2.8 m
Reflection factor	0.7   0.5   0.2
Maintenance factor	0.8
Suspension height	2.25 m

### CALCULATION SURFACE .....

Surface dimensions	1.6 × 0.8 m
Surface height	0.75 m
Average illuminance ( $E_m$ )	> 500 lx
Uniformity ( $U_0$ )	> 0.6

### GLARE EVALUATION

Table Classification	X=4H   Y=8H   S=0.25H
UGR transversal	≤ 19
UGR axial	≤ 19

## Order options

CONTROL		COLOUR	
DALI-2	3	<a href="#">special colours</a>	X
stand alone ESSENTIAL sensor	7	pure white RAL 9010	7
		jet black RAL 9005	8