

SPIO 60 downlight

trimless


048-1510417W 048-2696117 002-90787



Project / Type _____

Notes _____

Count / Date _____



General

Ceiling , Recessed
rotation 360°
white , RAL9016 ¹
Mounting set traffic white
front IP20 , back IP20
701 lm

LED

2700 K
CRI ≥ 90
L95 / 50000 h
initial MacAdam ≤ 3 SDCM
R_g: 104 , R_f: 88 , R_{f(1-15)}}: 89
MR 0.41
MDER 0.46

Optical

wide flood
beam angle 44°

Electrical

non DIM
14.0 W
inset 11.9 W
PC2 220-240V
50 lm/W

Physical

trimless
diameter 73 mm
height 67 mm
0.3 kg

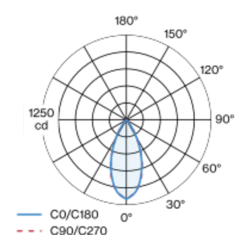
Cutout

diameter 73 mm
min. ceiling thickness 12.5 mm
max. ceiling thickness 25 mm
recessed depth 90 mm

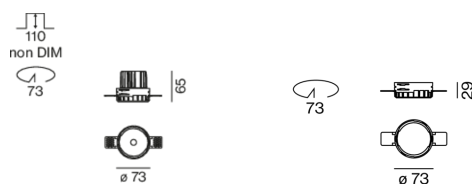
¹ RAL code

Round recessed spotlight in die-cast aluminium; surface white powder coated; installation without tools in mounting set due to patented ball catch system; for trimless installation in plasterboard ceilings, specially designed trim with grooves for better adhesion of smoothing compound; suitable for ceiling thickness of 12.5/15/25 mm; paintable cover; shadow joint between cover and mounting set optionally fillable; passive cooling of the LEDs through improved heat sink geometry; light colour 2700 K; binning initial MacAdam ≤ 3 SDCM; CRI ≥ 90; min. 95% of luminous flux after 50000 operating hours; energy efficient LEDs with high CRI; incl. high quality lens system; precise radiation characteristic with 44° beam; no multiple shadows; uncluttered ceiling look through recessed lighting level; reduced light-emitting surface (only ø 10 mm); degree of protection IP20; PC2 220-240V; incl. converter, non dimmable; light source replaceable by an authorized professional; control gear replaceable by an authorized professional;

Light distribution



Product drawing



Installation instructions



Lighting calculator



SPIO 60 downlight

trimless

048-1510417W 048-2696117 002-90787



Project / Type

Notes

Count / Date

Maintenance Factors

Operating Time [h]	10 000	20 000	30 000	40 000	50 000
LLMF	1	0.99	0.98	0.97	0.96
LSF	1	1	1	1	1

MF	LMF × RSMF × LLMF × LSF	RSMF ^a	Room Surface Maintenance Factor
MF	Maintenance Factor	LLMF	Lamp Lumens Maintenance Factor
LMF ^a	Luminaire Maintenance Factor	LSF	Lamp Survival Faktor

^a According to "CIE 97, Maintenance of indoor electric lighting systems", 2005, ISBN 3-900-734-34-8. The values must be determined by the planner.

Circuit Breaker Types

Automatic Circuit Breaker Type	Number of Fixtures
B10	17
B13	21
B16	27
B20	33
B25	42
C10	28
C13	36
C16	45
C20	56
C25	70

Components

MOUNTING SET trimless

TYPE	COLOUR	Ø (MM)	ARTICLE NUMBER(S)
for plasterboard ceilings 12.5/15/25 mm	traffic white	73	048-2696117



POWER SUPPLY

L-W-H (MM)	ARTICLE NUMBER(S)
111-38-28	002-90787



Optional electrical accessories

DIN RAIL POWER SUPPLY

L-W-H (MM)	ARTICLE NUMBER(S)
90-90-60	005-6520210



DIN RAIL LED DRIVER

TYPE	L-W-H (MM)	ARTICLE NUMBER(S)
DALI-2 200-1050 mA 2 x 42W	36-88-59	005-6121030



[048-1510417W 048-2696117 002-90787] The technical data represent rated values for an ambient temperature of 25°C. The data values for the luminous flux are initially subject to a tolerance of +/- 10%, those for the electrical connected load are initially subject to a tolerance of +/- 10%, and those for the colour temperature are initially subject to a tolerance of +/- 150 K. No liability is assumed for typographical or printing errors. The general terms and conditions of XAL GmbH apply.

© XAL GmbH · Auer-Welsbach-Gasse 36 · 8055 Graz · Austria · www.xal.com

02.06.2023

2 / 2