

SPIO 60 downlight

trimless


048-1510517F 048-2696117 002-90788



Project / Type

Notes

Count / Date



General

Ceiling , Recessed

rotation 360°

white , RAL9016 ¹

Mounting set traffic white

front IP20 , back IP20

489 lm

LED

3000 K

CRI ≥ 90

L95 / 50000 h

initial MacAdam ≤ 3 SDCM

R_g: 104 , R_f: 91 , R_{f(1-15)}: 92

MR 0.49

MDER 0.54

Optical

flood

beam angle 34°

UGR < 10

Electrical

DALI-2

14.0 W

inset 11.9 W

PC2 220-240V

35 lm/W

1 DALI Addr.

Physical

trimless

diameter 73 mm

height 67 mm

0.5 kg

Cutout

diameter 73 mm

min. ceiling thickness 12.5 mm

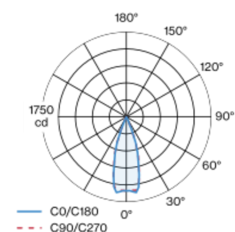
max. ceiling thickness 25 mm

recessed depth 120 mm

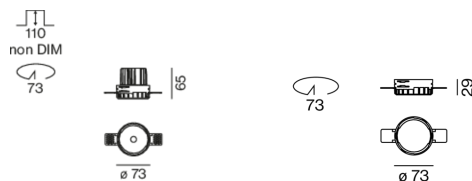
¹ RAL code

Round recessed spotlight in die-cast aluminium; surface white powder coated; installation without tools in mounting set due to patented ball catch system; for trimless installation in plasterboard ceilings, specially designed trim with grooves for better adhesion of smoothing compound; suitable for ceiling thickness of 12.5/15/25 mm; paintable cover; shadow joint between cover and mounting set optionally fillable; passive cooling of the LEDs through improved heat sink geometry; light colour 3000 K; binning initial MacAdam ≤ 3 SDCM; CRI ≥ 90; min. 95% of luminous flux after 50000 operating hours; energy efficient LEDs with high CRI; incl. high quality lens system; precise radiation characteristic with 34° beam; no multiple shadows; uncluttered ceiling look through recessed lighting level; reduced light-emitting surface (only ø 10 mm); degree of protection IP20; PC2 220-240V; incl. DALI-2 converter; light source replaceable by an authorized professional; control gear replaceable by an authorized professional;

Light distribution



Product drawing



Installation instructions



Lighting calculator



[048-1510517F 048-2696117 002-90788] The technical data represent rated values for an ambient temperature of 25°C. The data values for the luminous flux are initially subject to a tolerance of +/- 10%, those for the electrical connected load are initially subject to a tolerance of +/- 10%, and those for the colour temperature are initially subject to a tolerance of +/- 150 K. No liability is assumed for typographical or printing errors. The general terms and conditions of XAL GmbH apply.

© XAL GmbH · Auer-Welsbach-Gasse 36 · 8055 Graz · Austria · www.xal.com

30.05.2023

1 / 2

SPIO 60 downlight

trimless

048-1510517F 048-2696117 002-90788



Project / Type

Notes

Count / Date

Maintenance Factors

Operating Time [h]	10 000	20 000	30 000	40 000	50 000
LLMF	1	0.99	0.98	0.97	0.96
LSF	1	1	1	1	1

MF	LMF × RSMF × LLMF × LSF	RSMF ^a	Room Surface Maintenance Factor
MF	Maintenance Factor	LLMF	Lamp Lumens Maintenance Factor
LMF ^a	Luminaire Maintenance Factor	LSF	Lamp Survival Faktor

^a According to "CIE 97, Maintenance of indoor electric lighting systems", 2005, ISBN 3-900-734-34-8. The values must be determined by the planner.

Circuit Breaker Types

Automatic Circuit Breaker Type	Number of Fixtures
B10	37
B16	60
C10	37
C16	60

Components

MOUNTING SET trimless

TYPE	COLOUR	Ø (MM)	ARTICLE NUMBER(S)
for plasterboard ceilings 12.5/15/25 mm	traffic white	73	048-2696117



POWER SUPPLY

L-W-H (MM)	ARTICLE NUMBER(S)
143-43-30	002-90788



Optional electrical accessories

DIN RAIL POWER SUPPLY

L-W-H (MM)	ARTICLE NUMBER(S)
90-90-60	005-6520210



DIN RAIL LED DRIVER

TYPE	L-W-H (MM)	ARTICLE NUMBER(S)
DALI-2 200-1050 mA 2 x 42W	36-88-59	005-6121030



[048-1510517F 048-2696117 002-90788] The technical data represent rated values for an ambient temperature of 25°C. The data values for the luminous flux are initially subject to a tolerance of +/- 10%, those for the electrical connected load are initially subject to a tolerance of +/- 10%, and those for the colour temperature are initially subject to a tolerance of +/- 150 K. No liability is assumed for typographical or printing errors. The general terms and conditions of XAL GmbH apply.

© XAL GmbH · Auer-Welsbach-Gasse 36 · 8055 Graz · Austria · www.xal.com

30.05.2023

2 / 2