

SPIO 60 downlight

trimless

048-1510417W 048-2696117 002-90794



Project / Type

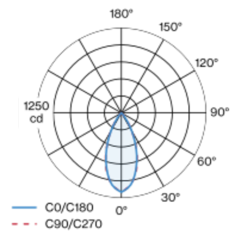
Notes

Count / Date

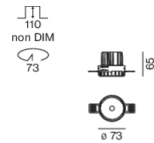


Round recessed spotlight in die-cast aluminium; surface traffic white powder coated; installation without tools in mounting set due to patented ball catch system; for trimless installation in plasterboard ceilings, specially designed trim with grooves for better adhesion of smoothing compound; suitable for ceiling thickness of 12.5/15/25 mm; paintable cover; shadow joint between cover and mounting set optionally fillable; passive cooling of the LEDs through improved heat sink geometry; light colour 2700 K; binning initial MacAdam ≤ 3 SDCM; CRI ≥ 90 ; min. 95% of luminous flux after 50000 operating hours; energy efficient LEDs with high CRI; incl. high quality lens system; precise radiation characteristic with 44° beam; no multiple shadows; uncluttered ceiling look through recessed lighting level; reduced light-emitting surface (only $\varnothing 10$ mm); degree of protection IP20; PC2; 220-240 V; incl. converter, non dimmable; light source replaceable by an authorized professional; control gear replaceable by an authorized professional;

Light distribution



Product drawing



General

Ceiling | Recessed

rotation 360°

traffic white | RAL 9016

Mounting set traffic white

IP20

701 lm

fixture 59 lm/W ¹

LED

2700 K

CRI ≥ 90

L95 / 50000 h

initial MacAdam ≤ 3 SDCM

R_g: 104 | R_f: 88 | R_{f(1-15)}: 89

MR 0.5 | MDER 0.46

Optical

wide flood | beam angle 44°

PstLM ≤ 1.0 ² | SVM ≤ 0.4 ²

Electrical

non DIM

PC2 | 220-240 V

system 14.0 W | fixture 11.9 W

12 Vf | 1050 mA

Physical

trimless

diameter 73 mm | height 67 mm

0.32 kg

Cutout

diameter 73 mm

min. ceiling thickness 12.5 mm | max. ceiling thickness 25 mm

recessed depth 115 mm

¹ incl. consideration of optical losses & internal control unit losses
² Value of containing product at full load (undimmed)

Installation instructions



Lighting calculator



SPIO 60 downlight

trimless

048-1510417W 048-2696117 002-90794



Project / Type

Notes

Count / Date

Maintenance Factors

Operating Time [h]	10 000	20 000	30 000	40 000	50 000
LLMF	1	0.99	0.98	0.97	0.96
LSF	1	1	1	1	1
MF	LMF × RSMF × LLMF × LSF		RSMF ^a	Room Surface Maintenance Factor	
MF	Maintenance Factor		LLMF	Lamp Lumens Maintenance Factor	
LMF ^a	Luminaire Maintenance Factor		LSF	Lamp Survival Factor	

^a According to "CIE 97, Maintenance of indoor electric lighting systems", 2005, ISBN 3-900-734-34-8. The values must be determined by the planner.

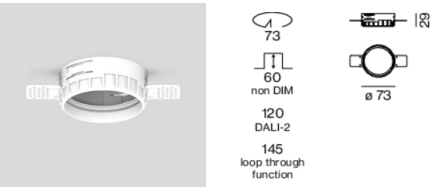
Circuit Breaker Types

Automatic Circuit Breaker Type	Number of Fixtures
B10	17
B13	21
B16	27
B20	33
B25	42
C10	28
C13	36
C16	45
C20	56
C25	70

Components

MOUNTING SET trimless

TYPE	COLOUR	Ø (MM)	ARTICLE NUMBER(S)
for plasterboard ceilings 12.5/15/25 mm	traffic white	73	048-2696117



POWER SUPPLY

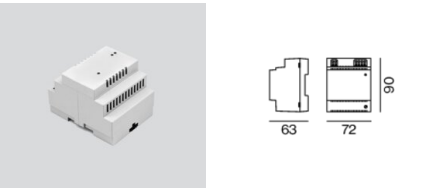
L-W-H (MM)	ARTICLE NUMBER(S)
147-44-22	002-90794



Optional electrical accessories


DIN RAIL POWER SUPPLY

L-W-H (MM)	ARTICLE NUMBER(S)
72-90-63	005-6520210



DIN RAIL LED DRIVER

L-W-H (MM)	ARTICLE NUMBER(S)
36-88-59	005-6121030



SPIO 60 downlight

trimless

048-1510417W 048-2696117 002-90794

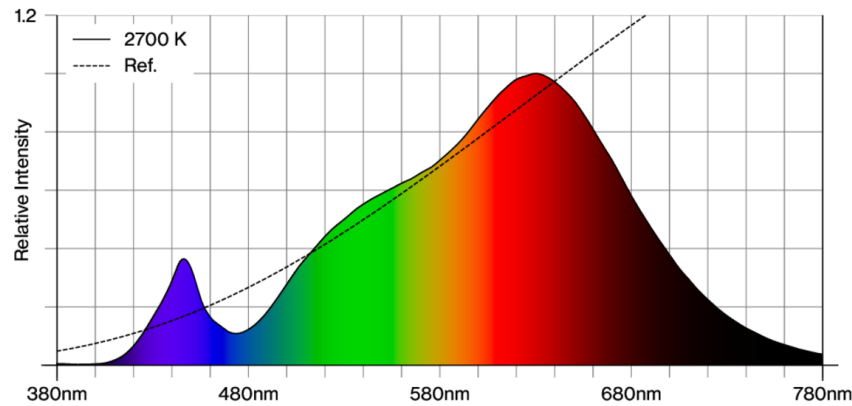


Project / Type

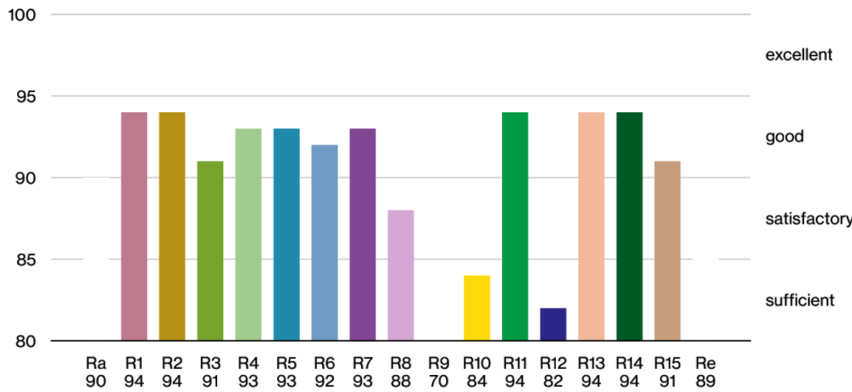
Notes

Count / Date

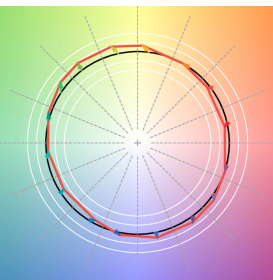
Colour rendering



CRI/R_a ≥ 92 R_e ≥ 89 (2700 K)



TM30 colour vector graphic



The black line represents the black body reference. The red line indicates the results of the test light source. The deviation from the test light source to the reference is shown and is marked by arrows. The shorter the arrows, the higher the color rendering.

