

NOBA 40 suspended canopy ceiling

049-53101188W 005-2601237



Project / Type

Notes

Count / Date



Decorative suspended luminaire in aluminium; surface polished chrome, brushed aluminium or powder coated; pendant fitting with suspension, incl. feed (black or white); can be individually shortened; high quality plano-convex glass lens; no multiple shadows; energy-efficient LEDs with very good colour rendering; canopy for through wiring; converter included in canopy; ceiling mounting rings for multiple positioning of the luminaire in the room available as accessory

Light distribution



wide flood 69°

h (m)	E0° (lx)	ø (m)
1	614	1.37
2	154	2.74
3	68	4.12
4	38	5.49
5	25	6.86

Product drawing



General

Ceiling | Suspended

jet black | RAL 9005

Cable black

IP20

695 lm

LED

4000 K

CRI ≥ 90

L80 / 50000 h

initial MacAdam ≤ 2 SDCM

R_g: 98 | R_f: 90 | R_{t(1-15)}: 88

MR 0.8 | MDER 0.72

Optical

wide flood | beam angle 69°

PstLM ≤ 1.0 ¹ | SVM ≤ 0.4 ¹

Electrical

DALI-2 | 1 DALI Addr.

PC3 | 220-240 V

system 6.5 W | fixture 4.9 W

system 107 lm/W ² | fixture 143 lm/W ³

36 Vf | 150 mA

Physical

diameter 40 mm | height 40 mm

cable length 2500 mm

¹ Value of containing product at full load (undimmed)
² incl. consideration of optical losses, internal control unit losses & operating device efficiency
³ incl. consideration of optical losses & internal control unit losses

Installation instructions



Lighting calculator



NOBA 40 suspended canopy ceiling

049-53101188W 005-2601237



Project / Type

Notes

Count / Date

Maintenance Factors

Operating Time [h]	10 000	20 000	30 000	40 000	50 000
LLMF	0.964	0.923	0.884	0.847	0.811
LSF	1	1	1	1	1
MF	LMF × RSMF × LLMF × LSF		RSMF ^a	Room Surface Maintenance Factor	
MF	Maintenance Factor		LLMF	Lamp Lumens Maintenance Factor	
LMF ^a	Luminaire Maintenance Factor		LSF	Lamp Survival Factor	

^a According to "CIE 97, Maintenance of indoor electric lighting systems", 2005, ISBN 3-900-734-34-8. The values must be determined by the planner.

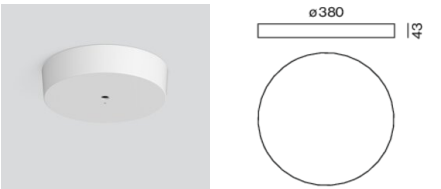
Circuit Breaker Types

Automatic Circuit Breaker Type	Number of Fixtures
B10	72
B16	115
C10	106
C16	170

Components

CANOPY

COLOUR	Ø (MM)	ARTICLE NUMBER(S)
traffic white	115	005-2601237



Mounting accessories

HOOK surface

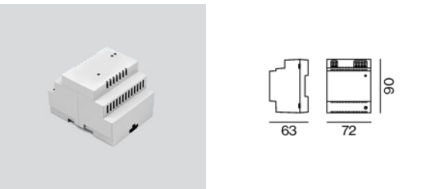
COLOUR	Ø (MM)	ARTICLE NUMBER(S)
traffic white	16	030-1000017
jet black	16	030-1000018



Optional electrical accessories


DIN RAIL POWER SUPPLY

L-W-H (MM)	ARTICLE NUMBER(S)
72-90-63	005-6520210



DIN RAIL LED DRIVER

L-W-H (MM)	ARTICLE NUMBER(S)
36-88-59	005-6121030



NOBA 40 suspended canopy ceiling

049-53101188W 005-2601237



Project / Type

Notes

Count / Date

Colour rendering



CRI/R_a ≥ 91 R_e ≥ 88 (4000 K)



TM30 colour vector graphic



The black line represents the black body reference. The red line indicates the results of the test light source. The deviation from the test light source to the reference is shown and is marked by arrows. The shorter the arrows, the higher the color rendering.