

# NOBA 40 suspended canopy ceiling

049-53100198W 005-2601237



Project / Type

Notes

Count / Date



Decorative suspended luminaire in aluminium; surface polished chrome, brushed aluminium or powder coated; pendant fitting with suspension, incl. feed (black or white); can be individually shortened; high quality plano-convex glass lens; no multiple shadows; energy-efficient LEDs with very good colour rendering; canopy for through wiring; converter included in canopy; ceiling mounting rings for multiple positioning of the luminaire in the room available as accessory

## Light distribution



wide flood 69°

h (m)	E0° (lx)	ø (m)
1	587	1.37
2	147	2.74
3	65	4.12
4	37	5.49
5	23	6.86

## Product drawing



### General

Ceiling | Suspended

rose gold

Cable black

IP20

664 lm

### LED

3000 K

CRI ≥ 90

L80 / 50000 h

initial MacAdam ≤ 2 SDCM

R<sub>g</sub>: 99 | R<sub>f</sub>: 90 | R<sub>t(1-5)</sub>: 87

MR 0.6 | MDER 0.54

### Optical

wide flood | beam angle 69°

PstLM ≤ 1.0 <sup>1</sup> | SVM ≤ 0.4 <sup>1</sup>

### Electrical

DALI-2 | 1 DALI Addr.

PC3 | 220-240 V

system 6.5 W | fixture 4.9 W

system 102 lm/W <sup>2</sup> | fixture 136 lm/W <sup>3</sup>

36 Vf | 150 mA

### Physical

diameter 40 mm | height 40 mm

cable length 2500 mm

<sup>1</sup> Value of containing product at full load (undimmed)  
<sup>2</sup> incl. consideration of optical losses, internal control unit losses & operating device efficiency  
<sup>3</sup> incl. consideration of optical losses & internal control unit losses

## Installation instructions



## Lighting calculator



# NOBA 40 suspended canopy ceiling

049-53100198W 005-2601237



Project / Type

Notes

Count / Date

## Maintenance Factors

Operating Time [h]	10 000	20 000	30 000	40 000	50 000
LLMF	0.964	0.923	0.884	0.847	0.811
LSF	1	1	1	1	1
MF	$LMF \times RSMF \times LLMF \times LSF$		RSMF <sup>a</sup>	Room Surface Maintenance Factor	
MF	Maintenance Factor		LLMF	Lamp Lumens Maintenance Factor	
LMF <sup>a</sup>	Luminaire Maintenance Factor		LSF	Lamp Survival Factor	

<sup>a</sup> According to "CIE 97, Maintenance of indoor electric lighting systems", 2005, ISBN 3-900-734-34-8. The values must be determined by the planner.

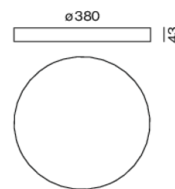
## Circuit Breaker Types

Automatic Circuit Breaker Type	Number of Fixtures
B10	72
B16	115
C10	106
C16	170

## Components

### CANOPY


COLOUR	Ø (MM)	ARTICLE NUMBER(S)
traffic white	115	005-2601237



## Mounting accessories

### HOOK surface

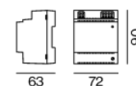
COLOUR	Ø (MM)	ARTICLE NUMBER(S)
traffic white	16	030-1000017
jet black	16	030-1000018



## Optional electrical accessories

### DIN RAIL POWER SUPPLY

L-W-H (MM)	ARTICLE NUMBER(S)
72-90-63	005-6520210



### DIN RAIL LED DRIVER

L-W-H (MM)	ARTICLE NUMBER(S)
36-88-59	005-6121030



[\*049-53100198W 005-2601237\*] The technical data represent rated values for an ambient temperature of 25°C. The data values for the luminous flux are initially subject to a tolerance of +/- 10%, those for the electrical connected load are initially subject to a tolerance of +/- 10%, and those for the colour temperature are initially subject to a tolerance of +/- 150 K. No liability is assumed for typographical or printing errors. The general terms and conditions of XAL GmbH apply.  
© XAL GmbH · Auer-Welsbach-Gasse 36 · 8055 Graz · Austria · www.xal.com

11.08.2025

# NOBA 40 suspended canopy ceiling

049-53100198W 005-2601237



Project / Type

Notes

Count / Date

## Colour rendering



CRI/R<sub>a</sub> ≥ 91 R<sub>e</sub> ≥ 87 (3000 K)



## TM30 colour vector graphic



The black line represents the black body reference. The red line indicates the results of the test light source. The deviation from the test light source to the reference is shown and is marked by arrows. The shorter the arrows, the higher the color rendering.

