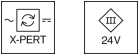





Project / Type

Notes

Count / Date



General

Showcase | Recessed

black | RAL 9021¹

IP20

Interior

480 lm

1280 lm/m

optical inset 79 lm/W²

LED

4000 K

CRI ≥ 97

L85 / 50000 h

initial MacAdam ≤ 3 SDCM

R_g: 100 | R_f: 96 | R₍₁₋₁₅₎: 98

MR 0.86 | MDER 0.78

Optical

Opal | opal (lambertsch)

Electrical

excl. driver

PC3 | 24 V

fixture 8.0 W

optical inset 6.1 W

21 W/m

24 V

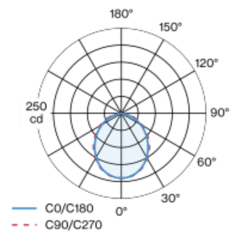
Physical

length 411 mm | width 9 mm | height 9 mm

0.04 kg

Miniature linear light inset made of aluminium; tubular design; surface lacquered in black; optionally for recessed or surface mounting (available as an accessory); plug and play electrical connector system for toolless mounting; different connectors for mechanical and electrical connection available - for flexible system design (available as an accessory); completely homogeneously illuminated, satinised PMMA cover; light colour 4000 K; binning initial MacAdam ≤ 3 SDCM; CRI ≥ 97; min. 85% of luminous flux after 50000 operating hours; energy efficient LEDs with high CRI; light inset rotatable; degree of protection IP20; PC3; 24 V; accessories are listed separately; light source replaceable by an authorized professional;

Light distribution



Product drawing



¹ RAL code ² incl. consideration of optical losses



Project / Type

Notes

Count / Date

Maintenance Factors

Operating Time [h]	10 000	20 000	30 000	40 000	50 000
LLMF	0.979	0.955	0.931	0.908	0.885
LSF	1	1	1	1	1

MF	LMF × RSMF × LLMF × LSF	RSMF ^a	Room Surface Maintenance Factor
MF	Maintenance Factor	LLMF	Lamp Lumens Maintenance Factor
LMF ^a	Luminaire Maintenance Factor	LSF	Lamp Survival Factor

^a According to "CIE 97, Maintenance of indoor electric lighting systems", 2005, ISBN 3-900-734-34-8. The values must be determined by the planner.

Mounting accessories

MOUNTING CHANNEL 90

COLOUR	L-W-H (MM)	ARTICLE NUMBER(S)
white aluminium	230-17-11	011-9100206
tar black	230-17-11	011-9100208
white aluminium	430-17-11	011-9100306
tar black	430-17-11	011-9100308
white aluminium	630-17-11	011-9100406
tar black	630-17-11	011-9100408
white aluminium	830-17-11	011-9100506
tar black	830-17-11	011-9100508
white aluminium	1030-17-11	011-9100606
tar black	1030-17-11	011-9100608
white aluminium	1230-17-11	011-9100706
tar black	1230-17-11	011-9100708



MOUNTING CHANNEL 90 ANTI-GLARE

COLOUR	L-W-H (MM)	ARTICLE NUMBER(S)
white aluminium	230-17-15	011-9101206
tar black	230-17-15	011-9101208
white aluminium	430-17-15	011-9101306
tar black	430-17-15	011-9101308
white aluminium	630-17-15	011-9101406
tar black	630-17-15	011-9101408
white aluminium	830-17-15	011-9101506
tar black	830-17-15	011-9101508
white aluminium	1030-17-15	011-9101606
tar black	1030-17-15	011-9101608
white aluminium	1230-17-15	011-9101706
tar black	1230-17-15	011-9101708





Project / Type

Notes

Count / Date

Mounting accessories

MOUNTING CHANNEL 60

COLOUR	L-W-H (MM)	ARTICLE NUMBER(S)
white aluminium	230-40-11	011-9102206
tar black	230-40-11	011-9102208
white aluminium	430-40-11	011-9102306
tar black	430-40-11	011-9102308
white aluminium	630-40-11	011-9102406
tar black	630-40-11	011-9102408
white aluminium	830-40-11	011-9102506
tar black	830-40-11	011-9102508
white aluminium	1030-40-11	011-9102606
tar black	1030-40-11	011-9102608
white aluminium	1230-40-11	011-9102706
tar black	1230-40-11	011-9102708



Mounting accessories

MOUNTING CHANNEL 45

COLOUR	L-W-H (MM)	ARTICLE NUMBER(S)
white aluminium	230-17-11	011-9103206
tar black	230-17-11	011-9103208
white aluminium	430-17-11	011-9103306
tar black	430-17-11	011-9103308
white aluminium	630-17-11	011-9103406
tar black	630-17-11	011-9103408
white aluminium	830-17-11	011-9103506
tar black	830-17-11	011-9103508
white aluminium	1030-17-11	011-9103606
tar black	1030-17-11	011-9103608
white aluminium	1230-17-11	011-9103706
tar black	1230-17-11	011-9103708



MOUNTING CHANNEL 45 JUT-OUT

COLOUR	L-W-H (MM)	ARTICLE NUMBER(S)
white aluminium	230-17-18	011-9104206
tar black	230-17-18	011-9104208
white aluminium	430-17-18	011-9104306
tar black	430-17-18	011-9104308
white aluminium	630-17-18	011-9104406
tar black	630-17-18	011-9104408
white aluminium	830-17-18	011-9104506
tar black	830-17-18	011-9104508
white aluminium	1030-17-18	011-9104606
tar black	1030-17-18	011-9104608
white aluminium	1230-17-18	011-9104706
tar black	1230-17-18	011-9104708





Project / Type

Notes

Count / Date

Mounting accessories

MOUNTING CLIP 90 surface

COLOUR	ARTICLE NUMBER(S)
tar black	011-9100008



MOUNTING CLIP 60 surface

COLOUR	ARTICLE NUMBER(S)
tar black	011-9102008



MOUNTING CLIP 45 surface

COLOUR	ARTICLE NUMBER(S)
tar black	011-9103008



Mounting accessories

MOUNTING TOOL

ARTICLE NUMBER(S)
011-9190000



Mounting accessories

BLIND INSET

COLOUR	Ø (MM)	ARTICLE NUMBER(S)
white aluminium	9	011-9109206
tar black	9	011-9109208
white aluminium	9	011-9109306
tar black	9	011-9109308
white aluminium	9	011-9109406
tar black	9	011-9109408
white aluminium	9	011-9109506
tar black	9	011-9109508
white aluminium	9	011-9109606
tar black	9	011-9109608
white aluminium	9	011-9109706
tar black	9	011-9109708





Project / Type

Notes

Count / Date

Electrical accessories

POWER SUPPLY 24V EU

L-W-H (MM)	ARTICLE NUMBER(S)
130-43-30	011-9212110
195-43-30	011-9212210
220-43-30	011-9212310
130-43-30	011-9212130
195-43-30	011-9212230
220-43-30	011-9212330



POWER SUPPLY 24V UL

TYPE	L-W-H (MM)	ARTICLE NUMBER(S)
	153-41-32	011-9282110
	210-40-30	011-9282210
60 W	250-40-30	011-9282310
	176-45-32	011-9282320
	176-45-32	011-9282330



Electrical accessories

FLEX CONNECTOR

TYPE	L-W-H (MM)	ARTICLE NUMBER(S)
electrical		011-9225100
electrical 90°	39-39-9	011-9225200



LINEAR CONNECTOR

TYPE	ARTICLE NUMBER(S)
electrical	011-9225300



Electrical accessories

EXTENSION CABLE

TYPE	ARTICLE NUMBER(S)
1 × socket / 1 × plug	011-9222120
1 × socket / 1 × plug	011-9222140
1 × socket / 1 × plug	011-9222180
1 × socket / 1 × plug 90°	011-9222220
1 × socket / 1 × plug 90°	011-9222240
1 × socket / 1 × plug 90°	011-9222280

