

# SASSO 100 square downlight

trimless

048-2710D37W 048-2797117



Project / Type

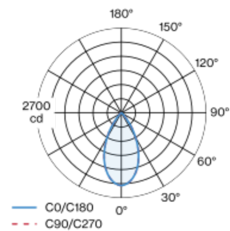
Notes

Count / Date

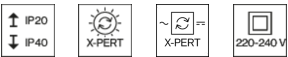
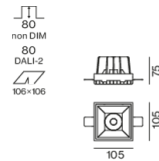


Recessed square spotlight in die-cast aluminium; 1 lamp; surface traffic white; installation without tools in mounting set due to patented ball catch system; square installation housing; for trimless installation in plasterboard ceilings; suitable for ceiling thickness of 12.5/15/25 mm; passive cooling of the LEDs through improved heat sink geometry; with COB (Chip on Board) technology for maximum efficiency; no appearance of multiple shadows; light colour tunable white; binning initial MacAdam  $\leq 3$  SDCM; CRI  $\geq 92$ ; min. 90% of luminous flux after 50000 operating hours; energy efficient LEDs with high CRI; incl. high quality lens system; precise radiation characteristic with 53° beam; degree of protection from below IP40 (from above IP20); PC2; 220-240 V; incl. DALI-2 converter; through wiring connection box, 3-pole or 5-pole, available as an accessory; accessories are listed separately; light source replaceable by an authorized professional; control gear replaceable by an authorized professional;

## Light distribution



## Product drawing



## General

Ceiling | Recessed

traffic white | RAL 9016

Mounting set traffic white

front IP40 | back IP20

1860 lm

## LED

tunable white | 2700 K - 6500 K

CRI  $\geq 92$

L90 / 50000 h

initial MacAdam  $\leq 3$  SDCM

R<sub>g</sub>: 97 | R<sub>r</sub>: 88 | R<sub>i(1-15)</sub>: 88

MR 1.15 | MDER 1.04

## Optical

wide flood | beam angle 53°

PstLM  $\leq 1.0$ <sup>1</sup> | SVM  $\leq 0.4$ <sup>1</sup>

## Electrical

DALI-2 | 1 DALI Addr.

PC2 | 220-240 V

system 24.1 W

system 77 lm/W<sup>2</sup>

## Physical

trimless

length 105 mm | width 105 mm | height 75 mm

## Cutout

length 106 mm | width 106 mm

min. ceiling thickness 12.5 mm | max. ceiling thickness 25 mm

recessed depth 100 mm

<sup>1</sup> Value of containing product at full load (undimmed)  
<sup>2</sup> incl. consideration of optical losses, internal control unit losses & operating device efficiency

## Installation instructions



## Lighting calculator

