

SASSO 100 square downlight

trim

048-2710D37W 048-2797317



Project / Type

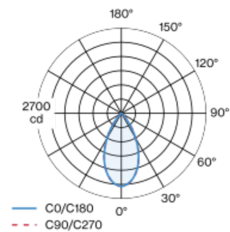
Notes

Count / Date

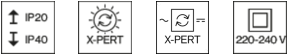
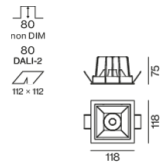


Recessed square spotlight in die-cast aluminium; 1 lamp; surface traffic white; installation without tools in mounting set due to patented ball catch system; square installation housing; with trim traffic white; suitable for ceiling thickness of 2-25 mm; passive cooling of the LEDs through improved heat sink geometry; with COB (Chip on Board) technology for maximum efficiency; no appearance of multiple shadows; light colour tunable white; binning initial MacAdam ≤ 3 SDCM; CRI ≥ 92 ; min. 90% of luminous flux after 50000 operating hours; energy efficient LEDs with high CRI; incl. high quality lens system; precise radiation characteristic with 53° beam; degree of protection from below IP40 (from above IP20); PC2; 220-240 V; incl. DALI-2 converter; through wiring connection box, 3-pole or 5-pole, available as an accessory; accessories are listed separately; light source replaceable by an authorized professional; control gear replaceable by an authorized professional;

Light distribution



Product drawing



General

Ceiling | Recessed

traffic white | RAL 9016

Mounting set traffic white

front IP40 | back IP20

1860 lm

LED

tunable white | 2700 K - 6500 K

CRI ≥ 92

L90 / 50000 h

initial MacAdam ≤ 3 SDCM

R_g: 97 | R_f: 88 | R_{i(1-15)}: 88

MR 1.15 | MDER 1.04

Optical

wide flood | beam angle 53°

PstLM ≤ 1.0 ¹ | SVM ≤ 0.4 ¹

Electrical

DALI-2 | 1 DALI Addr.

PC2 | 220-240 V

system 24.1 W

system 77 lm/W ²

Physical

trim

length 118 mm | width 118 mm | height 75 mm

Cutout

length 112 mm | width 112 mm

min. ceiling thickness 2 mm | max. ceiling thickness 25 mm

recessed depth 100 mm

¹ Value of containing product at full load (undimmed)
² incl. consideration of optical losses, internal control unit losses & operating device efficiency

Installation instructions



Lighting calculator

