

SASSO 100 round adjustable trimless soft acoustic ceiling

048-2720D39M 048-2796197



Project / Type

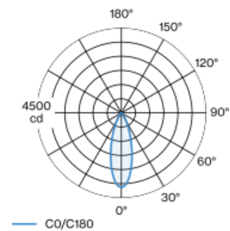
Notes

Count / Date



Round recessed spotlight in die-cast aluminium; 1 lamp; surface gold dust; 360° rotatable and 30° tiltable; installation without tools in mounting set due to patented ball catch system; round installation housing; traffic white; for trimless installation in soft acoustic ceilings; suitable for ceiling thickness of 25-40 mm; passive cooling of the LEDs through improved heat sink geometry; with COB (Chip on Board) technology for maximum efficiency; no appearance of multiple shadows; light colour tunable white; binning initial MacAdam ≤ 3 SDCM; CRI ≥ 92 ; min. 90% of luminous flux after 50000 operating hours; energy efficient LEDs with high CRI; incl. high quality lens system; precise radiation characteristic with 33° beam; degree of protection from below IP40 (from above IP20); PC2; 220-240 V; incl. DALI-2 converter; through wiring connection box, 3-pole or 5-pole, available as an accessory; accessories are listed separately; light source replaceable by an authorized professional; control gear replaceable by an authorized professional;

Light distribution



Product drawing



General

Ceiling | Recessed

tilt max 30°

rotation 360°

gold dust | RAL 260-M

Mounting set traffic white

front IP40 | back IP20

1730 lm

LED

tunable white | 2700 K - 6500 K

CRI ≥ 92

L90 / 50000 h

initial MacAdam ≤ 3 SDCM

R_g: 97 | R_r: 88 | R_{t(1-5)}: 88

MR 1.15 | MDER 1.04

Optical

medium | beam angle 33°

PstLM ≤ 1.0 ¹ | SVM ≤ 0.4 ¹

Electrical

DALI-2 | 1 DALI Addr.

PC2 | 220-240 V

system 24.1 W

system 72 lm/W ²

Physical

trimless for acoustic ceiling

diameter 114 mm | height 95 mm

Cutout

diameter 100 mm

min. ceiling thickness 25 mm | max. ceiling thickness 40 mm

recessed depth 100 mm

¹ Value of containing product at full load (undimmed)
² incl. consideration of optical losses, internal control unit losses & operating device efficiency

Installation instructions



Lighting calculator



SASSO 100 round adjustable trimless soft acoustic ceiling

048-2720D39M 048-2796197



Project / Type

Notes

Count / Date

Maintenance Factors

Operating Time [h]	10 000	20 000	30 000	40 000	50 000
LLMF	0.98	0.96	0.94	0.92	0.9
LSF	1	1	1	1	1
MF	LMF × RSMF × LLMF × LSF		RSMF ^a	Room Surface Maintenance Factor	
MF	Maintenance Factor		LLMF	Lamp Lumens Maintenance Factor	
LMF ^a	Luminaire Maintenance Factor		LSF	Lamp Survival Factor	

^a According to "CIE 97, Maintenance of indoor electric lighting systems", 2005, ISBN 3-900-734-34-8. The values must be determined by the planner.

Circuit Breaker Types

Automatic Circuit Breaker Type	Number of Fixtures
B10	33
B16	53
C10	33
C16	53

Components

MOUNTING SET trimless for soft acoustic ceilings

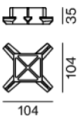
COLOUR	Ø (MM)	ARTICLE NUMBER(S)
traffic white	114	048-2796197



Mounting accessories

MOUNTING TOOL

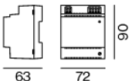
TYPE	COLOUR	L-W-H (MM)	ARTICLE NUMBER(S)
for soft acoustic ceilings	traffic black	104-104-35	048-2795910



Optional electrical accessories

DIN RAIL POWER SUPPLY

L-W-H (MM)	ARTICLE NUMBER(S)
72-90-63	005-6520210



DIN RAIL LED DRIVER

L-W-H (MM)	ARTICLE NUMBER(S)
36-88-59	005-6121030



SASSO 100 round adjustable trimless soft acoustic ceiling

048-2720D39M 048-2796197



Project / Type

Notes

Count / Date

Optional electrical accessories

POWER SUPPLY PRE-WIRED

TYPE	ARTICLE NUMBER(S)
with junktion box	002-90767A
with junktion box	002-90789A
with junktion box	002-90776A
with junktion box	002-90766A
with junktion box	002-90780A
with junktion box	002-90774A



Electrical accessories

THROUGH WIRING CONNECTION BOX

TYPE	L-W-H (MM)	ARTICLE NUMBER(S)
non DIM cable ø 4 – 12 mm	105-58-30	005-2531110
DALI cable ø 4 – 12 mm	105-58-30	005-2551110



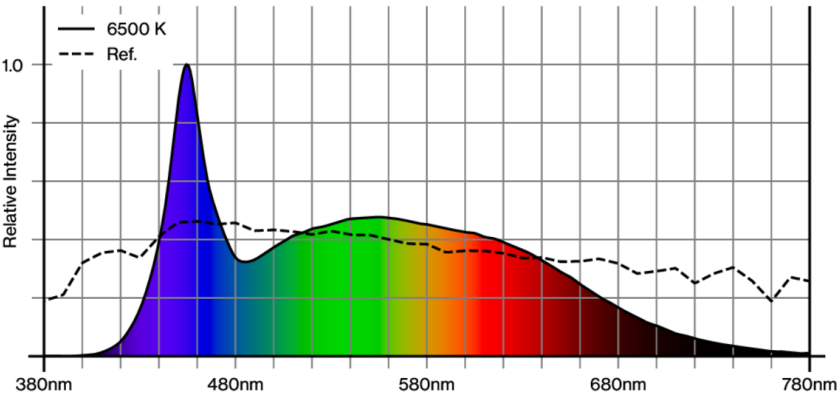
Optical accessories

HONEYCOMB LOUVER

TYPE	COLOUR	Ø (MM)	ARTICLE NUMBER(S)
for BO 55 SASSO 100	jet black	50	007-1965598



Colour rendering



SASSO 100 round adjustable trimless soft acoustic ceiling

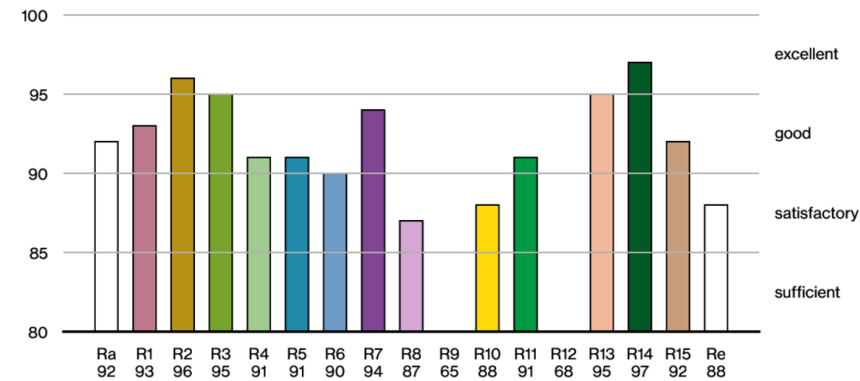
048-2720D39M 048-2796197



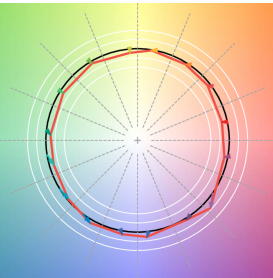
Project / Type

Notes

Count / Date



TM30 colour vector graphic



The black line represents the black body reference. The red line indicates the results of the test light source. The deviation from the test light source to the reference is shown and is marked by arrows. The shorter the arrows, the higher the color rendering.