

SASSO 100 round adjustable

semi-recessed
048-3401L379W



Project / Type

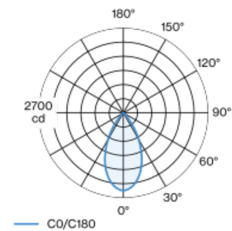
Notes

Count / Date

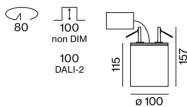


Cylindrical semi-recessed spotlight made of aluminium; surface white powder coated; Inner colour lacquered in gold; 360° rotatable and 20° tiltable; luminaire housing can be attached to mounting plate without tools by interlock; passive cooling of the LEDs through improved heat sink geometry; with COB (Chip on Board) technology for maximum efficiency; no appearance of multiple shadows; light colour tunable white; binning initial MacAdam ≤ 3 SDCM; CRI ≥ 90; min. 85% of luminous flux after 50000 operating hours; energy efficient LEDs with high CRI; incl. high quality lens system; precise radiation characteristic with 53° beam; degree of protection IP20; PC2; 220-240 V; incl. DALI-2 converter; flicker-free visual comfort through analogue current control (minimum value 1%); external converter for ceiling insertion; through wiring connection box, 3-pole or 5-pole, available as an accessory; accessories are listed separately; light source replaceable by an authorized professional; control gear replaceable by an authorized professional;

Light distribution



Product drawing



General

Ceiling | Semi-Recessed

tilt max 20°

rotation 360°

white | RAL 9016 ¹

Inner colour gold

IP20

1990 lm

LED

tunable white | 1800 K - 4000 K

CRI ≥ 90

L85 / 50000 h

initial MacAdam ≤ 3 SDCM

R_g: 97 | R_r: 89 | R_{t(15)}: 91

MR 0.85 | MDER 0.77

Optical

wide flood | beam angle 53°

PstLM ≤ 1.0 ² | SVM ≤ 0.4 ²

Electrical

DALI-2 | 1 DALI Addr.

PC2 | 220-240 V

system 27.7 W | fixture 23.5 W

system 72 lm/W ³

36 Vf | 640 mA

Physical

diameter 100 mm | height 115 mm

0.76 kg

Cutout

diameter 80 mm

recessed depth 100 mm

¹ RAL code ² Value of containing product at full load (undimmed)
³ incl. consideration of optical losses, internal control unit losses & operating device efficiency

Installation instructions



Lighting calculator



SASSO 100 round adjustable

semi-recessed

048-3401L379W



Project / Type

Notes

Count / Date

Maintenance Factors

Operating Time [h]	10 000	20 000	30 000	40 000	50 000
LLMF	0.975	0.956	0.936	0.917	0.899
LSF	1	1	1	1	1
MF	LMF × RSMF × LLMF × LSF		RSMF ^a	Room Surface Maintenance Factor	
MF	Maintenance Factor		LLMF	Lamp Lumens Maintenance Factor	
LMF ^a	Luminaire Maintenance Factor		LSF	Lamp Survival Factor	

^a According to "CIE 97, Maintenance of indoor electric lighting systems", 2005, ISBN 3-900-734-34-8. The values must be determined by the planner.

Circuit Breaker Types

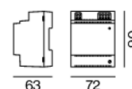
Automatic Circuit Breaker Type	Number of Fixtures
B10	33
B16	53
C10	33
C16	53

Optional electrical accessories

DIN RAIL POWER SUPPLY

L·W·H (MM)
72-90-63

ARTICLE NUMBER(S)
005-6520210



DIN RAIL LED DRIVER

TYPE
2 × 42W | 48V DC | UOUT 10–40V

L·W·H (MM)
36-88-59

ARTICLE NUMBER(S)
005-6121030



Optional electrical accessories

POWER SUPPLY PREWIRED

TYPE

with junktion box
with junktion box
with junktion box
with junktion box
with junktion box
with junktion box

ARTICLE NUMBER(S)

002-90767A
002-90789A
002-90776A
002-90766A
002-90780A
002-90774A



Electrical accessories

THROUGH WIRING CONNECTION BOX

TYPE

non DIM cable ø 4 – 12 mm, Linect®-Ready
DALI cable ø 4 – 12 mm, Linect®-Ready

L·W·H (MM)
105-58-30
105-58-30

ARTICLE NUMBER(S)
005-2531110
005-2551110



Optical accessories

HONEYCOMB LOUVER

COLOUR
jet black

Ø (MM)
50

ARTICLE NUMBER(S)
007-1965598



[048-3401L379W] The technical data represent rated values for an ambient temperature of 25°C. The data values for the luminous flux are initially subject to a tolerance of +/- 10%, those for the electrical connected load are initially subject to a tolerance of +/- 10%, and those for the colour temperature are initially subject to a tolerance of +/- 150 K. No liability is assumed for typographical or printing errors. The general terms and conditions of XAL GmbH apply.
© XAL GmbH · Auer-Welsbach-Gasse 36 · 8055 Graz · Austria · www.xal.com

15.07.2025