

# SASSO 100 round adjustable

semi-recessed

048-3401D371S



Project / Type

Notes

Count / Date



### General

Ceiling | Semi-Recessed

tilt max 20°

rotation 360°

white | RAL 9016 <sup>1</sup>

Inner colour black

IP20

1370 lm

### LED

tunable white | 2700 K - 6500 K

CRI ≥ 92

L90 / 50000 h

initial MacAdam ≤ 3 SDCM

R<sub>g</sub>: 97 | R<sub>r</sub>: 88 | R<sub>(1-15)</sub>: 88

MR 1.15 | MDER 1.04

### Optical

spot | beam angle 19°

UGR ≤ 13 | ≥65° <3000 cd/m<sup>2</sup>

PstLM ≤ 1.0 <sup>2</sup> | SVM ≤ 0.4 <sup>2</sup>

### Electrical

DALI-2 | 1 DALI Addr.

PC2 | 220-240 V

system 25.6 W

system 54 lm/W <sup>3</sup>

### Physical

diameter 100 mm | height 115 mm

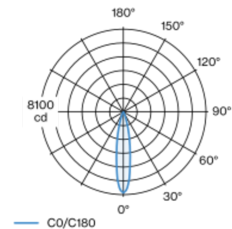
0.76 kg

### Cutout

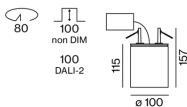
diameter 80 mm

recessed depth 100 mm

### Light distribution



### Product drawing



<sup>1</sup> RAL code <sup>2</sup> Value of containing product at full load (undimmed)  
<sup>3</sup> incl. consideration of optical losses, internal control unit losses & operating device efficiency

### Installation instructions



### Lighting calculator



# SASSO 100 round adjustable

semi-recessed

048-3401D371S



Project / Type

Notes

Count / Date

## Maintenance Factors

Operating Time [h]	10 000	20 000	30 000	40 000	50 000
LLMF	0.98	0.96	0.94	0.92	0.9
LSF	1	1	1	1	1
MF	LMF × RSMF × LLMF × LSF		RSMF <sup>a</sup>	Room Surface Maintenance Factor	
MF	Maintenance Factor		LLMF	Lamp Lumens Maintenance Factor	
LMF <sup>a</sup>	Luminaire Maintenance Factor		LSF	Lamp Survival Factor	

<sup>a</sup> According to "CIE 97, Maintenance of indoor electric lighting systems", 2005, ISBN 3-900-734-34-8. The values must be determined by the planner.

## Circuit Breaker Types

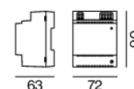
Automatic Circuit Breaker Type	Number of Fixtures
B10	33
B16	53
C10	33
C16	53

## Optional electrical accessories

### DIN RAIL POWER SUPPLY

L·W·H (MM)  
72-90-63

ARTICLE NUMBER(S)  
005-6520210



### DIN RAIL LED DRIVER

TYPE  
2 × 42W | 48V DC | UOUT 10–40V

L·W·H (MM)  
36-88-59

ARTICLE NUMBER(S)  
005-6121030



## Optional electrical accessories

### POWER SUPPLY PREWIRED

TYPE

with junction box  
with junction box  
with junction box  
with junction box  
with junction box  
with junction box

ARTICLE NUMBER(S)

002-90767A  
002-90789A  
002-90776A  
002-90766A  
002-90780A  
002-90774A



## Electrical accessories

### THROUGH WIRING CONNECTION BOX

TYPE

non DIM cable ø 4 – 12 mm, Linect®-Ready  
DALI cable ø 4 – 12 mm, Linect®-Ready

L·W·H (MM)  
105-58-30  
105-58-30

ARTICLE NUMBER(S)  
005-2531110  
005-2551110



## Optical accessories

### HONEYCOMB LOUVER

COLOUR  
jet black

Ø (MM)  
50

ARTICLE NUMBER(S)  
007-1965598



[048-3401D371S] The technical data represent rated values for an ambient temperature of 25°C. The data values for the luminous flux are initially subject to a tolerance of +/- 10%, those for the electrical connected load are initially subject to a tolerance of +/- 10%, and those for the colour temperature are initially subject to a tolerance of +/- 150 K. No liability is assumed for typographical or printing errors. The general terms and conditions of XAL GmbH apply.  
© XAL GmbH · Auer-Welsbach-Gasse 36 · 8055 Graz · Austria · www.xal.com

15.07.2025