

# SASSO 60 square downlight

trim

048-2612E14M 048-269731G 002-90790



Project / Type

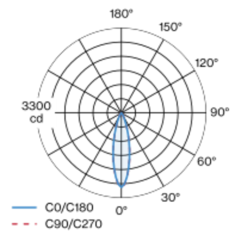
Notes

Count / Date

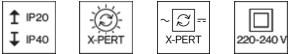
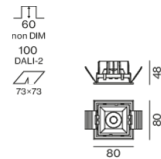


Recessed square spotlight in die-cast aluminium; 1 lamp; surface matt silver; installation without tools in mounting set due to patented ball catch system; square installation housing; with trim white aluminium; suitable for ceiling thickness of 2-25 mm; passive cooling of the LEDs through improved heat sink geometry; with COB (Chip on Board) technology for maximum efficiency; no appearance of multiple shadows; CWD (Colour Warm Dimming) of 1800K - 3000K; binning initial MacAdam  $\leq 3$  SDCM; CRI  $\geq 90$ ; min. 85% of luminous flux after 50000 operating hours; energy efficient LEDs with high CRI; incl. high quality lens system; precise radiation characteristic with 26° beam; UGR  $\leq 16$ ; degree of protection from below IP40 (from above IP20); PC2; 220-240 V; incl. DALI-2 converter; through wiring connection box, 3-pole or 5-pole, available as an accessory; accessories are listed separately; light source replaceable by an authorized professional; control gear replaceable by an authorized professional;

## Light distribution



## Product drawing



## General

Ceiling | Recessed  
matt silver  
Mounting set white aluminium  
front IP40 | back IP20  
814 lm  
fixture 80 lm/W <sup>1</sup>

## LED

colour warm dimming | 1800 K - 3000 K  
CRI  $\geq 90$   
L85 / 50000 h  
initial MacAdam  $\leq 3$  SDCM  
R<sub>g</sub>: 101 | R<sub>f</sub>: 94 | R<sub>t(1-15)</sub>: 97  
MR 0.64 | MDER 0.58

## Optical

medium | beam angle 26°  
UGR  $\leq 16$   
PstLM  $\leq 1.0$  <sup>2</sup> | SVM  $\leq 0.4$  <sup>2</sup>

## Electrical

DALI-2 | 1 DALI Addr.  
PC2 | 220-240 V  
system 12.0 W | fixture 10.2 W  
300 mA

## Physical

trim  
length 80 mm | width 80 mm | height 48 mm  
4.7 kg

## Cutout

length 73 mm | width 73 mm  
min. ceiling thickness 2 mm | max. ceiling thickness 25 mm  
recessed depth 100 mm

<sup>1</sup> incl. consideration of optical losses & internal control unit losses  
<sup>2</sup> Value of containing product at full load (undimmed)

## Installation instructions



## Lighting calculator

