

SASSO 60 round adjustable

trimless exposed concrete

048-2622E14F 048-2695210 002-90790



Project / Type

Notes

Count / Date



General
Ceiling Recessed
tilt max 30°
rotation 360°
matt silver
Mounting set white aluminium
front IP40 back IP20
745 lm
fixture 73 lm/W ¹

LED
colour warm dimming 1800 K - 3000 K
CRI ≥ 90
L85 / 50000 h
initial MacAdam ≤ 3 SDCM
R _g : 101 R _r : 94 R _{t(1-15)} : 97
MR 0.64 MDER 0.58

Optical
flood beam angle 36°
UGR ≤ 19
PstLM ≤ 1.0 ² SVM ≤ 0.4 ²

Electrical
DALI-2 1 DALI Addr.
PC2 220-240 V
system 12.0 W fixture 10.2 W
300 mA

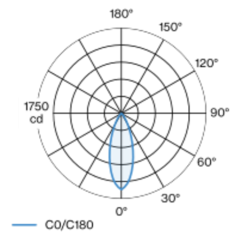
Physical
trimless for exposed concrete ceiling
length 230 mm width 230 mm height 162 mm
2.4 kg

Cutout
recessed depth 120 mm

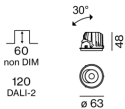
¹ incl. consideration of optical losses & internal control unit losses
² Value of containing product at full load (undimmed)

Round recessed spotlight in die-cast aluminium; 1 lamp; surface matt silver; 360° rotatable and 30° tiltable; installation without tools in mounting set due to patented ball catch system; concrete housings for exposed concrete ceilings; for trimless installation; passive cooling of the LEDs through improved heat sink geometry; with COB (Chip on Board) technology for maximum efficiency; no appearance of multiple shadows; CWD (Colour Warm Dimming) of 1800K - 3000K; binning initial MacAdam ≤ 3 SDCM; CRI ≥ 90; min. 85% of luminous flux after 50000 operating hours; energy efficient LEDs with high CRI; incl. high quality lens system; precise radiation characteristic with 36° beam; UGR ≤ 19; degree of protection from below IP40 (from above IP20); PC2; 220-240 V; incl. DALI-2 converter; light source replaceable by an authorized professional; control gear replaceable by an authorized professional;

Light distribution



Product drawing



Installation instructions

Lighting calculator



SASSO 60 round adjustable

trimless exposed concrete

048-2622E14F 048-2695210 002-90790



Project / Type

Notes

Count / Date

Maintenance Factors

Operating Time [h]	10 000	20 000	30 000	40 000	50 000
LLMF	0.96	0.94	0.91	0.89	0.86
LSF	1	1	1	1	1
MF	LMF × RSMF × LLMF × LSF		RSMF ^a Room Surface Maintenance Factor		
MF	Maintenance Factor		LLMF Lamp Lumens Maintenance Factor		
LMF ^a	Luminaire Maintenance Factor		LSF Lamp Survival Factor		

^a According to "CIE 97, Maintenance of indoor electric lighting systems", 2005, ISBN 3-900-734-34-8. The values must be determined by the planner.

Circuit Breaker Types

Automatic Circuit Breaker Type	Number of Fixtures
B10	72
B16	115
C10	106
C16	170

Components

EXPOSED CONCRETE MOUNTING HOUSING

COLOUR	L-W-H (MM)	ARTICLE NUMBER(S)
white aluminium	230-230-162	048-2695210



POWER SUPPLY

ARTICLE NUMBER(S)
002-90790



Optional electrical accessories

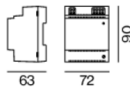
DIN RAIL LED DRIVER

TYPE	L-W-H (MM)	ARTICLE NUMBER(S)
2 × 42W 48V DC UOUT 10–40V	36-88-59	005-6121030



DIN RAIL POWER SUPPLY

L-W-H (MM)	ARTICLE NUMBER(S)
72-90-63	005-6520210



Optional electrical accessories

POWER SUPPLY PREWIRED

TYPE	ARTICLE NUMBER(S)
with junction box	002-90790A
with junction box	002-90748A
with junction box	002-90771A
with junction box	002-90742A



SASSO 60 round adjustable

trimless exposed concrete

048-2622E14F 048-2695210 002-90790



Project / Type

Notes

Count / Date

Optional electrical accessories

POWER SUPPLY

TYPE	L-W-H (MM)	ARTICLE NUMBER(S)
with loop through function	185-30-21	002-90770
with loop through function	185-30-21	002-90747

