


# SASSO 60 round adjustable

trim 2 lamps

048-2622E14M 048-2698317 002-90790

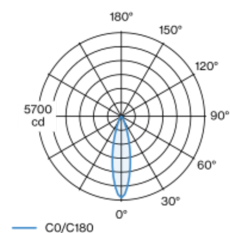


Project / Type
Notes
Count / Date

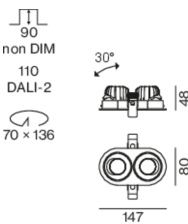


Round recessed spotlight in die-cast aluminium; 2 lamps; surface matt silver; 360° rotatable and 30° tiltable; installation without tools in mounting set due to patented ball catch system; oval installation housing; with trim traffic white; suitable for ceiling thickness of 2-25 mm; passive cooling of the LEDs through improved heat sink geometry; with COB (Chip on Board) technology for maximum efficiency; no appearance of multiple shadows; CWD (Colour Warm Dimming) of 1800K - 3000K; binning initial MacAdam  $\leq 3$  SDCM; CRI  $\geq 90$ ; min. 85% of luminous flux after 50000 operating hours; energy efficient LEDs with high CRI; incl. high quality lens system; precise radiation characteristic with 26° beam; UGR  $\leq 19$ ; degree of protection from below IP40 (from above IP20); PC2; 220-240 V; incl. DALI-2 converter; light source replaceable by an authorized professional; control gear replaceable by an authorized professional;

## Light distribution



## Product drawing



## General

Ceiling   Recessed
tilt max 30°
rotation 360°
matt silver
Mounting set traffic white
front IP40   back IP20
1560 lm
fixture 76 lm/W <sup>1</sup>

## LED

colour warm dimming   1800 K - 3000 K
CRI $\geq 90$
L85 / 50000 h
initial MacAdam $\leq 3$ SDCM
R <sub>g</sub> : 101   R <sub>r</sub> : 94   R <sub>t(1-15)</sub> : 97
MR 0.64   MDER 0.58

## Optical

medium   beam angle 26°
UGR $\leq 19$
PstLM $\leq 1.0$ <sup>2</sup>   SVM $\leq 0.4$ <sup>2</sup>

## Electrical

DALI-2   1 DALI Addr.
PC2   220-240 V
system 24.0 W   fixture 10.2 W
total fixtures 20.4 W
300 mA

## Physical

trim
length 147 mm   width 80 mm   height 48 mm
0.42 kg

## Cutout

diameter 70 mm   length 70 mm   width 136 mm
min. ceiling thickness 2 mm   max. ceiling thickness 25 mm
recessed depth 100 mm

<sup>1</sup> incl. consideration of optical losses & internal control unit losses  
<sup>2</sup> Value of containing product at full load (undimmed)

## Installation instructions



## Lighting calculator

