


# SASSO 60 round adjustable

trim 2 lamps

048-2622E17F 048-2698317 002-90790



Project / Type
Notes
Count / Date



--	--	--	--	--

## General

Ceiling   Recessed
tilt max 30°
rotation 360°
traffic white   RAL 9016 <sup>1</sup>
Mounting set traffic white
front IP40   back IP20
1460 lm
fixture 71 lm/W <sup>2</sup>

## LED

colour warm dimming   1800 K - 3000 K
CRI ≥ 90
L85 / 50000 h
initial MacAdam ≤ 3 SDCM
R <sub>g</sub> : 101   R <sub>f</sub> : 94   R <sub>t(1-15)</sub> : 97
MR 0.64   MDER 0.58

## Optical

flood   beam angle 36°
UGR ≤ 19
PstLM ≤ 1.0 <sup>3</sup>   SVM ≤ 0.4 <sup>3</sup>

## Electrical

DALI-2   1 DALI Addr.
PC2   220-240 V
system 24.0 W   fixture 10.2 W
total fixtures 20.4 W
300 mA

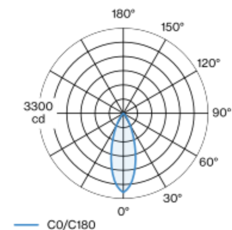
## Physical

trim
length 147 mm   width 80 mm   height 48 mm
0.33 kg

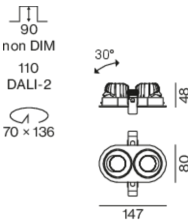
## Cutout

diameter 70 mm   length 70 mm   width 136 mm
min. ceiling thickness 2 mm   max. ceiling thickness 25 mm
recessed depth 100 mm

## Light distribution



## Product drawing



# SASSO 60 round adjustable

trim 2 lamps

048-2622E17F 048-2698317 002-90790



Project / Type

Notes

Count / Date

## Maintenance Factors

Operating Time [h]	10 000	20 000	30 000	40 000	50 000
LLMF	0.96	0.94	0.91	0.89	0.86
LSF	1	1	1	1	1
MF	LMF × RSMF × LLMF × LSF		RSMF <sup>a</sup> Room Surface Maintenance Factor		
MF	Maintenance Factor		LLMF Lamp Lumens Maintenance Factor		
LMF <sup>a</sup>	Luminaire Maintenance Factor		LSF Lamp Survival Factor		

<sup>a</sup> According to "CIE 97, Maintenance of indoor electric lighting systems", 2005, ISBN 3-900-734-34-8. The values must be determined by the planner.

## Circuit Breaker Types

Automatic Circuit Breaker Type	Number of Fixtures
B10	72
B16	115
C10	106
C16	170

## Components

### MOUNTING SET with trim 2 lamps

TYPE	COLOUR	L-W-H (MM)	ARTICLE NUMBER(S)
for intermediate ceilings	traffic white	147-80-21	048-2698317

### POWER SUPPLY

ARTICLE NUMBER(S)
002-90790

## Optional electrical accessories

### DIN RAIL LED DRIVER

L-W-H (MM)	ARTICLE NUMBER(S)
36-88-59	005-6121030

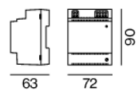
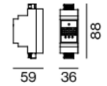

### DIN RAIL POWER SUPPLY

L-W-H (MM)	ARTICLE NUMBER(S)
72-90-63	005-6520210

## Optional electrical accessories

### POWER SUPPLY PRE-WIRED

TYPE	ARTICLE NUMBER(S)
with junktion box	002-90790A
with junktion box	002-90748A
with junktion box	002-90771A
with junktion box	002-90742A



# SASSO 60 round adjustable

trim 2 lamps

048-2622E17F 048-2698317 002-90790



Project / Type

Notes

Count / Date

## Optional electrical accessories

### POWER SUPPLY PRE-WIRED with loop through function

L-W-H (MM)	ARTICLE NUMBER(S)
185-30-21	002-90770
185-30-21	002-90747



## Electrical accessories

### THROUGH WIRING CONNECTION BOX

TYPE	L-W-H (MM)	ARTICLE NUMBER(S)
non DIM cable ø 4 – 12 mm	105-58-30	005-2531110
DALI cable ø 4 – 12 mm	105-58-30	005-2551110

