

# SASSO 60 round adjustable

trim 2 lamps

048-2622E17F 048-2698318 002-90790



Project / Type

Notes

Count / Date



### General

Ceiling | Recessed

tilt max 30°

rotation 360°

traffic white | RAL 9016 <sup>1</sup>

Mounting set jet black

front IP40 | back IP20

1460 lm

fixture 71 lm/W <sup>2</sup>

### LED

colour warm dimming | 1800 K - 3000 K

CRI ≥ 90

L85 / 50000 h

initial MacAdam ≤ 3 SDCM

R<sub>g</sub>: 101 | R<sub>f</sub>: 94 | R<sub>t(1-15)</sub>: 97

MR 0.64 | MDER 0.58

### Optical

flood | beam angle 36°

UGR ≤ 19

PstLM ≤ 1.0 <sup>3</sup> | SVM ≤ 0.4 <sup>3</sup>

### Electrical

DALI-2 | 1 DALI Addr.

PC2 | 220-240 V

system 24.0 W | fixture 10.2 W

total fixtures 20.4 W

300 mA

### Physical

trim

length 147 mm | width 80 mm | height 48 mm

0.33 kg

### Cutout

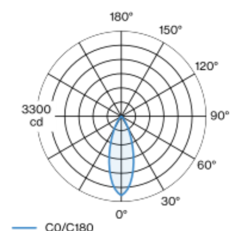
diameter 70 mm | length 70 mm | width 136 mm

min. ceiling thickness 2 mm | max. ceiling thickness 25 mm

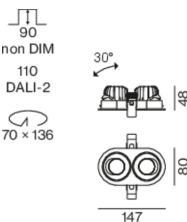
recessed depth 100 mm

Round recessed spotlight in die-cast aluminium; 2 lamps; surface traffic white; 360° rotatable and 30° tiltable; installation without tools in mounting set due to patented ball catch system; oval installation housing; with trim jet black; suitable for ceiling thickness of 2-25 mm; passive cooling of the LEDs through improved heat sink geometry; with COB (Chip on Board) technology for maximum efficiency; no appearance of multiple shadows; CWD (Colour Warm Dimming) of 1800K - 3000K; binning initial MacAdam ≤ 3 SDCM; CRI ≥ 90; min. 85% of luminous flux after 50000 operating hours; energy efficient LEDs with high CRI; incl. high quality lens system; precise radiation characteristic with 36° beam; UGR ≤ 19; degree of protection from below IP40 (from above IP20); PC2; 220-240 V; incl. DALI-2 converter; light source replaceable by an authorized professional; control gear replaceable by an authorized professional;

### Light distribution



### Product drawing



<sup>1</sup> RAL code

<sup>2</sup> incl. consideration of optical losses & internal control unit losses

<sup>3</sup> Value of containing product at full load (undimmed)

### Installation instructions



### Lighting calculator



# SASSO 60 round adjustable

trim 2 lamps

048-2622E17F 048-2698318 002-90790



Project / Type

Notes

Count / Date

### Maintenance Factors

Operating Time [h]	10 000	20 000	30 000	40 000	50 000
LLMF	0.96	0.94	0.91	0.89	0.86
LSF	1	1	1	1	1
MF	LMF × RSMF × LLMF × LSF		RSMF <sup>a</sup> Room Surface Maintenance Factor		
MF	Maintenance Factor		LLMF Lamp Lumens Maintenance Factor		
LMF <sup>a</sup>	Luminaire Maintenance Factor		LSF Lamp Survival Factor		

<sup>a</sup> According to "CIE 97, Maintenance of indoor electric lighting systems", 2005, ISBN 3-900-734-34-8. The values must be determined by the planner.


### Circuit Breaker Types

Automatic Circuit Breaker Type	Number of Fixtures
B10	72
B16	115
C10	106
C16	170

### Components

#### MOUNTING SET with trim 2 lamps

TYPE	COLOUR	L-W-H (MM)	ARTICLE NUMBER(S)
for intermediate ceilings	jet black	147-80-21	048-2698318



#### POWER SUPPLY

ARTICLE NUMBER(S)
002-90790



### Optional electrical accessories

#### DIN RAIL LED DRIVER

L-W-H (MM)	ARTICLE NUMBER(S)
36-88-59	005-6121030



#### DIN RAIL POWER SUPPLY

L-W-H (MM)	ARTICLE NUMBER(S)
72-90-63	005-6520210



### Optional electrical accessories

#### POWER SUPPLY PRE-WIRED

TYPE	ARTICLE NUMBER(S)
with junktion box	002-90790A
with junktion box	002-90748A
with junktion box	002-90771A
with junktion box	002-90742A



# SASSO 60 round adjustable

trim 2 lamps

048-2622E17F 048-2698318 002-90790



Project / Type

Notes

Count / Date

## Optional electrical accessories

### POWER SUPPLY PRE-WIRED with loop through function

L-W-H (MM)	ARTICLE NUMBER(S)
185-30-21	002-90770
185-30-21	002-90747



## Electrical accessories

### THROUGH WIRING CONNECTION BOX

TYPE	L-W-H (MM)	ARTICLE NUMBER(S)
non DIM cable ø 4 – 12 mm	105-58-30	005-2531110
DALI cable ø 4 – 12 mm	105-58-30	005-2551110

