

# NOBA 40 suspended canopy ceiling

049-53109157W 005-2601218



Project / Type

Notes

Count / Date



Decorative suspended luminaire in aluminium; surface polished chrome, brushed aluminium or powder coated; pendant fitting with suspension, incl. feed (black or white); can be individually shortened; high quality plano-convex glass lens; no multiple shadows; energy-efficient LEDs with very good colour rendering; canopy for through wiring; converter included in canopy; ceiling mounting rings for multiple positioning of the luminaire in the room available as accessory

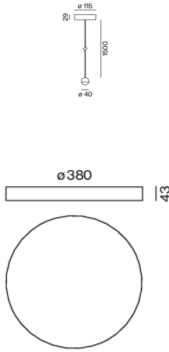
## Light distribution



wide flood 69°

| h (m) | E0° (lx) | ø (m) |
|-------|----------|-------|
| 1     | 642      | 1.37  |
| 2     | 160      | 2.74  |
| 3     | 71       | 4.12  |
| 4     | 40       | 5.49  |
| 5     | 26       | 6.86  |

## Product drawing



## General

Ceiling | Suspended

gun metal

Cable white

IP20

726 lm

## LED

2700 K

CRI ≥ 90

L80 / 50000 h

initial MacAdam ≤ 2 SDCM

R<sub>g</sub>: 97 | R<sub>f</sub>: 91 | R<sub>f(t-15)</sub>: 87

MR 0.52 | MDER 0.47

## Optical

wide flood | beam angle 69°

PstLM ≤ 1.0 <sup>1</sup> | SVM ≤ 0.4 <sup>1</sup>

## Electrical

non DIM

PC3 | 220-240 V

system 6.5 W | fixture 4.9 W

system 112 lm/W <sup>2</sup> | fixture 149 lm/W <sup>3</sup>

36 Vf | 150 mA

## Physical

diameter 40 mm | height 40 mm

cable length 2500 mm

<sup>1</sup> Value of containing product at full load (undimmed)  
<sup>2</sup> incl. consideration of optical losses, internal control unit losses & operating device efficiency  
<sup>3</sup> incl. consideration of optical losses & internal control unit losses

## Installation instructions



## Lighting calculator



# NOBA 40 suspended canopy ceiling

049-53109157W 005-2601218



Project / Type

Notes

Count / Date

## Maintenance Factors

| Operating Time [h] | 10 000 | 20 000 | 30 000 | 40 000 | 50 000 |
|--------------------|--------|--------|--------|--------|--------|
| LLMF               | 0.964  | 0.923  | 0.884  | 0.847  | 0.811  |
| LSF                | 1      | 1      | 1      | 1      | 1      |

MF

LMF × RSMF × LLMF × LSF

MF

Maintenance Factor

LMF<sup>a</sup>

Luminaire Maintenance Factor

RSMF<sup>a</sup>

Room Surface Maintenance Factor

LLMF

Lamp Lumens Maintenance Factor

LSF

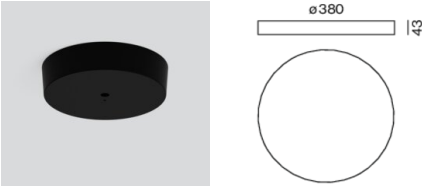
Lamp Survival Factor

<sup>a</sup> According to "CIE 97, Maintenance of indoor electric lighting systems", 2005, ISBN 3-900-734-34-8. The values must be determined by the planner.

## Components

### CANOPY

|           |        |                   |
|-----------|--------|-------------------|
| COLOUR    | Ø (MM) | ARTICLE NUMBER(S) |
| jet black | 115    | 005-2601218       |



## Mounting accessories

### HOOK surface

|               |        |                   |
|---------------|--------|-------------------|
| COLOUR        | Ø (MM) | ARTICLE NUMBER(S) |
| traffic white | 16     | 030-1000017       |
| jet black     | 16     | 030-1000018       |



## Optional electrical accessories

### DIN RAIL POWER SUPPLY

|            |                   |
|------------|-------------------|
| L-W-H (MM) | ARTICLE NUMBER(S) |
| 72-90-63   | 005-6520210       |



### DIN RAIL LED DRIVER

|            |                   |
|------------|-------------------|
| L-W-H (MM) | ARTICLE NUMBER(S) |
| 36-88-59   | 005-6121030       |



# NOBA 40 suspended canopy ceiling

049-53109157W 005-2601218



Project / Type

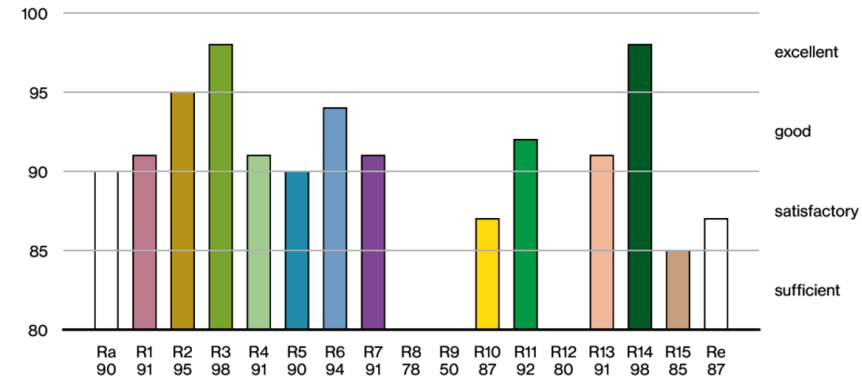
Notes

Count / Date

## Colour rendering



CRI/R<sub>a</sub> ≥ 91 R<sub>e</sub> ≥ 87 (2700 K)



## TM30 colour vector graphic



The black line represents the black body reference. The red line indicates the results of the test light source. The deviation from the test light source to the reference is shown and is marked by arrows. The shorter the arrows, the higher the color rendering.