

NOBA 50 suspended trimless

049-53130148W 005-3511117 002-90811



Project / Type

Notes

Count / Date



Decorative suspended luminaire in aluminium; surface polished chrome, brushed aluminium or powder coated; pendant fitting with suspension, incl. feed (black or white); can be individually shortened; high quality plano-convex glass lens; no multiple shadows; energy-efficient LEDs with very good colour rendering; canopy for through wiring; converter included in canopy; ceiling mounting rings for multiple positioning of the luminaire in the room available as accessory

Light distribution



wide flood 67°

h (m)	E0° (lx)	ø (m)
1	647	1.31
2	162	2.63
3	72	3.94
4	40	5.26
5	26	6.57

Product drawing



General

Ceiling | Suspended

chrome

Cable black

IP20

681 lm

LED

3000 K

CRI ≥ 90

L80 / 50000 h

initial MacAdam ≤ 2 SDCM

R_g: 99 | R_f: 90 | R_{t(1-15)}: 87

MR 0.6 | MDER 0.54

Optical

wide flood | beam angle 67°

PstLM ≤ 1.0 ¹ | SVM ≤ 0.4 ¹

Electrical

DALI-2 | 1 DALI Addr.

PC3 | 220-240 V

system 6.5 W | fixture 4.8 W

system 105 lm/W ² | fixture 141 lm/W ³

36 Vf | 150 mA

Physical

diameter 50 mm | height 50 mm

cable length 2500 mm

Cutout

diameter 65 mm

¹ Value of containing product at full load (undimmed)
² incl. consideration of optical losses, internal control unit losses & operating device efficiency
³ incl. consideration of optical losses & internal control unit losses

Installation instructions



Lighting calculator



NOBA 50 suspended trimless

049-53130148W 005-3511117 002-90811



Project / Type

Notes

Count / Date

Maintenance Factors

Operating Time [h]	10 000	20 000	30 000	40 000	50 000
LLMF	0.964	0.923	0.884	0.847	0.811
LSF	1	1	1	1	1

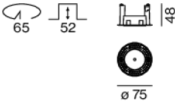
MF	LMF × RSMF × LLMF × LSF	RSMF ^a	Room Surface Maintenance Factor
MF	Maintenance Factor	LLMF	Lamp Lumens Maintenance Factor
LMF ^a	Luminaire Maintenance Factor	LSF	Lamp Survival Factor

^a According to "CIE 97, Maintenance of indoor electric lighting systems", 2005, ISBN 3-900-734-34-8. The values must be determined by the planner.

Components

MOUNTING SET trimless

TYPE	COLOUR	Ø (MM)	ARTICLE NUMBER(S)
for installation in plasterboard ceilings	traffic white	75	005-3511117



POWER SUPPLY


L-W-H (MM)	ARTICLE NUMBER(S)
112-29-21	002-90811



Mounting accessories

HOOK surface

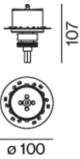
COLOUR	Ø (MM)	ARTICLE NUMBER(S)
traffic white	16	030-1000017
jet black	16	030-1000018



Mounting accessories

SPECIAL MOUNTING TOOL

TYPE	Ø (MM)	ARTICLE NUMBER(S)
for ARY MOVE IN 45 NOBA trimless TULA	100	063-8912110



NOBA 50 suspended trimless

049-53130148W 005-3511117 002-90811



Project / Type

Notes

Count / Date

Optional electrical accessories

DIN RAIL POWER SUPPLY

L-W-H (MM)
72-90-63

ARTICLE NUMBER(S)
005-6520210



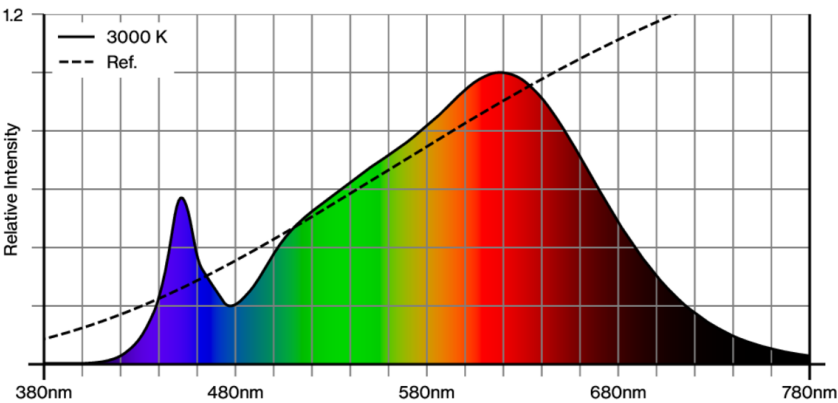
DIN RAIL LED DRIVER

L-W-H (MM)
36-88-59

ARTICLE NUMBER(S)
005-6121030



Colour rendering



$CRI/R_a \geq 91$ $R_e \geq 87$ (3000 K)



[‘049-53130148W 005-3511117 002-90811’] The technical data represent rated values for an ambient temperature of 25°C. The data values for the luminous flux are initially subject to a tolerance of +/- 10%, those for the electrical connected load are initially subject to a tolerance of +/- 10%, and those for the colour temperature are initially subject to a tolerance of +/- 150 K. No liability is assumed for typographical or printing errors. The general terms and conditions of XAL GmbH apply.
© XAL GmbH · Auer-Welsbach-Gasse 36 · 8055 Graz · Austria · www.xal.com

10.08.2025

NOBA 50 suspended trimless

049-53130148W 005-3511117 002-90811



Project / Type

Notes

Count / Date

TM30 colour vector graphic



The black line represents the black body reference. The red line indicates the results of the test light source. The deviation from the test light source to the reference is shown and is marked by arrows. The shorter the arrows, the higher the color rendering.

