

NOBA 40 suspended trim

049-53109178W 005-3521118 002-90810



Project / Type

Notes

Count / Date



Decorative suspended luminaire in aluminium; surface polished chrome, brushed aluminium or powder coated; pendant fitting with suspension, incl. feed (black or white); can be individually shortened; high quality plano-convex glass lens; no multiple shadows; energy-efficient LEDs with very good colour rendering; canopy for through wiring; converter included in canopy; ceiling mounting rings for multiple positioning of the luminaire in the room available as accessory

Light distribution



wide flood 69°

h (m)	E0° (lx)	ø (m)
1	642	1.37
2	160	2.74
3	71	4.12
4	40	5.49
5	26	6.86

Product drawing



General

Ceiling | Suspended

traffic white | RAL 9016

Cable black

IP20

726 lm

LED

2700 K

CRI ≥ 90

L80 / 50000 h

initial MacAdam ≤ 2 SDCM

R_g: 97 | R_f: 91 | R_{f(1-15)}: 87

MR 0.52 | MDER 0.47

Optical

wide flood | beam angle 69°

PstLM ≤ 1.0 ¹ | SVM ≤ 0.4 ¹

Electrical

non-DIM

PC3 | 220-240 V

system 6.5 W | fixture 4.9 W

system 112 lm/W ² | fixture 149 lm/W ³

36 Vf | 150 mA

Physical

diameter 40 mm | height 40 mm

cable length 2500 mm

Cutout

diameter 65 mm

¹ Value of containing product at full load (undimmed)
² incl. consideration of optical losses, internal control unit losses & operating device efficiency
³ incl. consideration of optical losses & internal control unit losses

Installation instructions



Lighting calculator



NOBA 40 suspended trim

049-53109178W 005-3521118 002-90810



Project / Type

Notes

Count / Date

Maintenance Factors

Operating Time [h]	10 000	20 000	30 000	40 000	50 000
LLMF	0.964	0.923	0.884	0.847	0.811
LSF	1	1	1	1	1

MF

LMF × RSMF × LLMF × LSF

MF

Maintenance Factor

LMF^a

Luminaire Maintenance Factor

RSMF^a

Room Surface Maintenance Factor

LLMF

Lamp Lumens Maintenance Factor

LSF

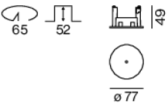
Lamp Survival Factor

^a According to "CIE 97, Maintenance of indoor electric lighting systems", 2005, ISBN 3-900-734-34-8. The values must be determined by the planner.

Components

MOUNTING SET with trim

TYPE	COLOUR	Ø (MM)	ARTICLE NUMBER(S)
for installation in ceilings	jet black	77	005-3521118



POWER SUPPLY


L-W-H (MM)	ARTICLE NUMBER(S)
93-36-25	002-90810



Mounting accessories

HOOK surface

COLOUR	Ø (MM)	ARTICLE NUMBER(S)
traffic white	16	030-1000017
jet black	16	030-1000018



NOBA 40 suspended trim

049-53109178W 005-3521118 002-90810



Project / Type

Notes

Count / Date

Optional electrical accessories

DIN RAIL POWER SUPPLY

L-W-H (MM)
72-90-63

ARTICLE NUMBER(S)
005-6520210



DIN RAIL LED DRIVER

L-W-H (MM)
36-88-59

ARTICLE NUMBER(S)
005-6121030



Colour rendering



CRI/R_a ≥ 91 R_e ≥ 87 (2700 K)



NOBA 40 suspended trim

049-53109178W 005-3521118 002-90810

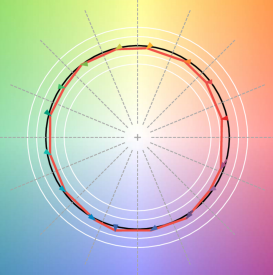


Project / Type

Notes

Count / Date

TM30 colour vector graphic



The black line represents the black body reference. The red line indicates the results of the test light source. The deviation from the test light source to the reference is shown and is marked by arrows. The shorter the arrows, the higher the color rendering.

