

# NOBA 40 suspended canopy ceiling

049-53101178W 005-2601217



Project / Type

Notes

Count / Date



Decorative suspended luminaire in aluminium; surface polished chrome, brushed aluminium or powder coated; pendant fitting with suspension, incl. feed (black or white); can be individually shortened; high quality plano-convex glass lens; no multiple shadows; energy-efficient LEDs with very good colour rendering; canopy for through wiring; converter included in canopy; ceiling mounting rings for multiple positioning of the luminaire in the room available as accessory

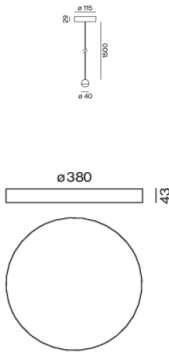
## Light distribution



wide flood 69°

h (m)	E0° (lx)	ø (m)
1	614	1.37
2	154	2.74
3	68	4.12
4	38	5.49
5	25	6.86

## Product drawing



### General

Ceiling | Suspended

traffic white | RAL 9016

Cable black

IP20

695 lm

### LED

4000 K

CRI ≥ 90

L80 / 50000 h

initial MacAdam ≤ 2 SDCM

R<sub>g</sub>: 98 | R<sub>f</sub>: 90 | R<sub>t(1-15)</sub>: 88

MR 0.8 | MDER 0.72

### Optical

wide flood | beam angle 69°

PstLM ≤ 1.0 <sup>1</sup> | SVM ≤ 0.4 <sup>1</sup>

### Electrical

non DIM

PC3 | 220-240 V

system 6.5 W | fixture 4.9 W

system 107 lm/W <sup>2</sup> | fixture 143 lm/W <sup>3</sup>

36 Vf | 150 mA

### Physical

diameter 40 mm | height 40 mm

cable length 2500 mm

<sup>1</sup> Value of containing product at full load (undimmed)  
<sup>2</sup> incl. consideration of optical losses, internal control unit losses & operating device efficiency  
<sup>3</sup> incl. consideration of optical losses & internal control unit losses

## Installation instructions



## Lighting calculator



# NOBA 40 suspended canopy ceiling

049-53101178W 005-2601217



Project / Type

Notes

Count / Date

## Maintenance Factors

Operating Time [h]	10 000	20 000	30 000	40 000	50 000
LLMF	0.964	0.923	0.884	0.847	0.811
LSF	1	1	1	1	1

MF

LMF × RSMF × LLMF × LSF

MF

Maintenance Factor

LMF<sup>a</sup>

Luminaire Maintenance Factor

RSMF<sup>a</sup>

Room Surface Maintenance Factor

LLMF

Lamp Lumens Maintenance Factor

LSF

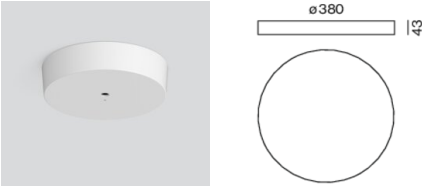
Lamp Survival Factor

<sup>a</sup> According to "CIE 97, Maintenance of indoor electric lighting systems", 2005, ISBN 3-900-734-34-8. The values must be determined by the planner.

## Components

### CANOPY

COLOUR	Ø (MM)	ARTICLE NUMBER(S)
traffic white	115	005-2601217



## Mounting accessories

### HOOK surface

COLOUR	Ø (MM)	ARTICLE NUMBER(S)
traffic white	16	030-1000017
jet black	16	030-1000018



## Optional electrical accessories

### DIN RAIL POWER SUPPLY

L-W-H (MM)	ARTICLE NUMBER(S)
72-90-63	005-6520210



### DIN RAIL LED DRIVER

L-W-H (MM)	ARTICLE NUMBER(S)
36-88-59	005-6121030



# NOBA 40 suspended canopy ceiling

049-53101178W 005-2601217

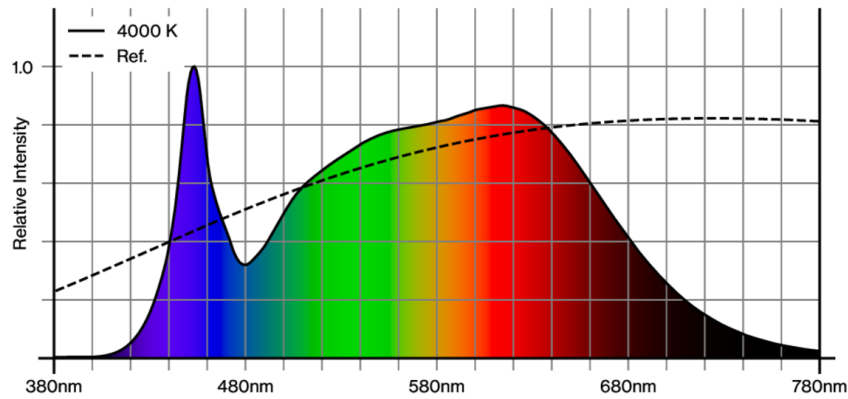


Project / Type

Notes

Count / Date

## Colour rendering



CRI/R<sub>a</sub> ≥ 91 R<sub>e</sub> ≥ 88 (4000 K)



## TM30 colour vector graphic



The black line represents the black body reference. The red line indicates the results of the test light source. The deviation from the test light source to the reference is shown and is marked by arrows. The shorter the arrows, the higher the color rendering.