

# NOBA 50 suspended trim

049-53131177W 005-3521117 002-90810



Project / Type

Notes

Count / Date



Decorative suspended luminaire in aluminium; surface polished chrome, brushed aluminium or powder coated; pendant fitting with suspension, incl. feed (black or white); can be individually shortened; high quality plano-convex glass lens; no multiple shadows; energy-efficient LEDs with very good colour rendering; canopy for through wiring; converter included in canopy; ceiling mounting rings for multiple positioning of the luminaire in the room available as accessory

## Light distribution



wide flood 67°

h (m)	E0° (lx)	ø (m)
1	678	1.31
2	169	2.63
3	75	3.94
4	42	5.26
5	27	6.57

## Product drawing



### General

Ceiling | Suspended

traffic white | RAL 9016

Cable white

IP20

713 lm

### LED

4000 K

CRI ≥ 90

L80 / 50000 h

initial MacAdam ≤ 2 SDCM

R<sub>g</sub>: 98 | R<sub>f</sub>: 90 | R<sub>t(1-15)</sub>: 88

MR 0.8 | MDER 0.72

### Optical

wide flood | beam angle 67°

PstLM ≤ 1.0 <sup>1</sup> | SVM ≤ 0.4 <sup>1</sup>

### Electrical

non-DIM

PC3 | 220-240 V

system 6.5 W | fixture 4.8 W

system 110 lm/W <sup>2</sup> | fixture 147 lm/W <sup>3</sup>

36 Vf | 150 mA

### Physical

diameter 50 mm | height 50 mm

cable length 2500 mm

### Cutout

diameter 65 mm

<sup>1</sup> Value of containing product at full load (undimmed)

<sup>2</sup> incl. consideration of optical losses, internal control unit losses & operating device efficiency

<sup>3</sup> incl. consideration of optical losses & internal control unit losses

## Installation instructions



## Lighting calculator



# NOBA 50 suspended trim

049-53131177W 005-3521117 002-90810



Project / Type

Notes

Count / Date

## Maintenance Factors

Operating Time [h]	10 000	20 000	30 000	40 000	50 000
LLMF	0.964	0.923	0.884	0.847	0.811
LSF	1	1	1	1	1

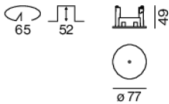
MF	LMF × RSMF × LLMF × LSF	RSMF <sup>a</sup>	Room Surface Maintenance Factor
MF	Maintenance Factor	LLMF	Lamp Lumens Maintenance Factor
LMF <sup>a</sup>	Luminaire Maintenance Factor	LSF	Lamp Survival Factor

<sup>a</sup> According to "CIE 97, Maintenance of indoor electric lighting systems", 2005, ISBN 3-900-734-34-8. The values must be determined by the planner.

## Components

### MOUNTING SET with trim

TYPE	COLOUR	Ø (MM)	ARTICLE NUMBER(S)
for installation in ceilings	traffic white	77	005-3521117



### POWER SUPPLY


L-W-H (MM)	ARTICLE NUMBER(S)
93-36-25	002-90810



## Mounting accessories

### HOOK surface

COLOUR	Ø (MM)	ARTICLE NUMBER(S)
traffic white	16	030-1000017
jet black	16	030-1000018



# NOBA 50 suspended trim

049-53131177W 005-3521117 002-90810



Project / Type

Notes

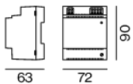
Count / Date

## Optional electrical accessories

### DIN RAIL POWER SUPPLY

L-W-H (MM)  
72-90-63

ARTICLE NUMBER(S)  
005-6520210



### DIN RAIL LED DRIVER

L-W-H (MM)  
36-88-59

ARTICLE NUMBER(S)  
005-6121030



## Colour rendering



$CRI/R_a \geq 91$   $R_e \geq 88$  (4000 K)



# NOBA 50 suspended trim

049-53131177W 005-3521117 002-90810



Project / Type

Notes

Count / Date

## TM30 colour vector graphic



The black line represents the black body reference. The red line indicates the results of the test light source. The deviation from the test light source to the reference is shown and is marked by arrows. The shorter the arrows, the higher the color rendering.

