

# NOBA 50 suspended trimless

049-53131167W 005-3511117 002-90811



Project / Type

Notes

Count / Date



Decorative suspended luminaire in aluminium; surface polished chrome, brushed aluminium or powder coated; pendant fitting with suspension, incl. feed (black or white); can be individually shortened; high quality plano-convex glass lens; no multiple shadows; energy-efficient LEDs with very good colour rendering; canopy for through wiring; converter included in canopy; ceiling mounting rings for multiple positioning of the luminaire in the room available as accessory

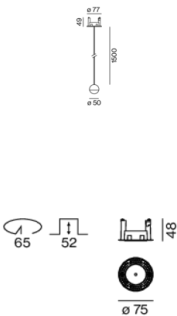
## Light distribution



wide flood 67°

| h (m) | E0° (lx) | ø (m) |
|-------|----------|-------|
| 1     | 678      | 1.31  |
| 2     | 169      | 2.63  |
| 3     | 75       | 3.94  |
| 4     | 42       | 5.26  |
| 5     | 27       | 6.57  |

## Product drawing



### General

Ceiling | Suspended

brushed aluminium

Cable white

IP20

713 lm

### LED

4000 K

CRI ≥ 90

L80 / 50000 h

initial MacAdam ≤ 2 SDCM

R<sub>g</sub>: 98 | R<sub>f</sub>: 90 | R<sub>t(1-15)</sub>: 88

MR 0.8 | MDER 0.72

### Optical

wide flood | beam angle 67°

PstLM ≤ 1.0 <sup>1</sup> | SVM ≤ 0.4 <sup>1</sup>

### Electrical

DALI-2 | 1 DALI Addr.

PC3 | 220-240 V

system 6.5 W | fixture 4.8 W

system 110 lm/W <sup>2</sup> | fixture 147 lm/W <sup>3</sup>

36 Vf | 150 mA

### Physical

diameter 50 mm | height 50 mm

cable length 2500 mm

### Cutout

diameter 65 mm

<sup>1</sup> Value of containing product at full load (undimmed)  
<sup>2</sup> incl. consideration of optical losses, internal control unit losses & operating device efficiency  
<sup>3</sup> incl. consideration of optical losses & internal control unit losses

## Installation instructions



## Lighting calculator



# NOBA 50 suspended trimless

049-53131167W 005-3511117 002-90811



Project / Type

Notes

Count / Date

## Maintenance Factors

| Operating Time [h] | 10 000 | 20 000 | 30 000 | 40 000 | 50 000 |
|--------------------|--------|--------|--------|--------|--------|
| LLMF               | 0.964  | 0.923  | 0.884  | 0.847  | 0.811  |
| LSF                | 1      | 1      | 1      | 1      | 1      |

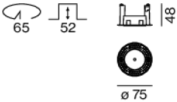
|                  |                              |                   |                                 |
|------------------|------------------------------|-------------------|---------------------------------|
| MF               | LMF × RSMF × LLMF × LSF      | RSMF <sup>a</sup> | Room Surface Maintenance Factor |
| MF               | Maintenance Factor           | LLMF              | Lamp Lumens Maintenance Factor  |
| LMF <sup>a</sup> | Luminaire Maintenance Factor | LSF               | Lamp Survival Factor            |

<sup>a</sup> According to "CIE 97, Maintenance of indoor electric lighting systems", 2005, ISBN 3-900-734-34-8. The values must be determined by the planner.

## Components

### MOUNTING SET trimless

|   |               |        |                   |
|---|---------------|--------|-------------------|
| TYPE                                      | COLOUR        | Ø (MM) | ARTICLE NUMBER(S) |
| for installation in plasterboard ceilings | traffic white | 75     | 005-3511117       |



### POWER SUPPLY


|            |                   |
|------------|-------------------|
| L-W-H (MM) | ARTICLE NUMBER(S) |
| 112-29-21  | 002-90811         |



## Mounting accessories

### HOOK surface

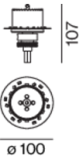
|               |        |                   |
|---------------|--------|-------------------|
| COLOUR        | Ø (MM) | ARTICLE NUMBER(S) |
| traffic white | 16     | 030-1000017       |
| jet black     | 16     | 030-1000018       |



## Mounting accessories

### SPECIAL MOUNTING TOOL

|   |        |                   |
|---|--------|-------------------|
| TYPE  | Ø (MM) | ARTICLE NUMBER(S) |
| for ARY   MOVE IN 45   NOBA trimless   TULA | 100    | 063-8912110       |



# NOBA 50 suspended trimless

049-53131167W 005-3511117 002-90811



Project / Type

Notes

Count / Date

## Optional electrical accessories

### DIN RAIL POWER SUPPLY

L-W-H (MM)  
72-90-63

ARTICLE NUMBER(S)  
005-6520210



### DIN RAIL LED DRIVER

L-W-H (MM)  
36-88-59

ARTICLE NUMBER(S)  
005-6121030



## Colour rendering



CRI/R<sub>a</sub> ≥ 91 R<sub>e</sub> ≥ 88 (4000 K)



# NOBA 50 suspended trimless

049-53131167W 005-3511117 002-90811



Project / Type

Notes

Count / Date

## TM30 colour vector graphic



The black line represents the black body reference. The red line indicates the results of the test light source. The deviation from the test light source to the reference is shown and is marked by arrows. The shorter the arrows, the higher the color rendering.

