

# UNICO L2 basic high efficient


ceiling  
090-1L221G9011



Project / Type

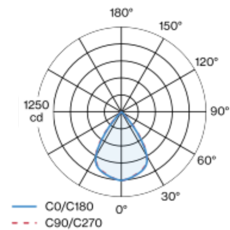
Notes

Count / Date

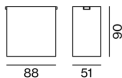


Rectangular surface mounted multi-downlight made of aluminium; luminaire housing can be attached to mounting plate without tools by interlock; converter integrated into luminaire housing; surface gold powder coated; equipped with two wide flood square light elements; symmetrical light distribution with precise radiation characteristic, beam angle 71°; high quality reflector with micro-faceted, aluminum-vaporised surface; Reflector chrome; passive cooling of the LEDs through improved heat sink geometry; light colour 3500 K; binning initial MacAdam ≤ 3 SDCM; CRI ≥ 90; min. 85% of luminous flux after 50000 operating hours; energy-efficient high power LEDs with very good colour rendering; degree of protection IP20; PC1; 220-240 V; incl. converter, non dimmable; light source not replaceable; control gear replaceable by an authorized professional; clank-free;

## Light distribution



## Product drawing



## General

Ceiling | Surface

gold | RAL 260-M <sup>1</sup>

Reflector chrome

IP20

1230 lm

## LED

3500 K

CRI ≥ 90

L85 / 50000 h

initial MacAdam ≤ 3 SDCM

R<sub>g</sub>: 96 | R<sub>f</sub>: 90 | R<sub>t(1-5)</sub>: 91

MR 0.74 | MDER 0.67

## Optical

wide flood square | beam angle 71°

PstLM ≤ 1.0 <sup>2</sup> | SVM ≤ 0.4 <sup>2</sup>

## Electrical

non DIM

PC1 | 220-240 V

system 9.9 W

system 124 lm/W <sup>3</sup>

## Physical

length 88 mm | width 51 mm | height 90 mm

<sup>1</sup> RAL code <sup>2</sup> Value of containing product at full load (undimmed)  
<sup>3</sup> incl. consideration of optical losses, internal control unit losses & operating device efficiency

## Installation instructions



## Lighting calculator

