

# UNICO L2 basic high efficient


ceiling  
090-1L291G9B11



Project / Type

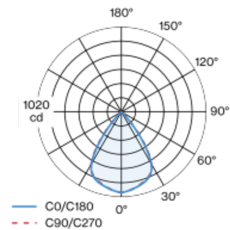
Notes

Count / Date

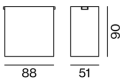


Rectangular surface mounted multi-downlight made of aluminium; luminaire housing can be attached to mounting plate without tools by interlock; converter integrated into luminaire housing; surface gold powder coated; equipped with two wide flood square light elements; symmetrical light distribution with precise radiation characteristic, beam angle 71°; high quality reflector with micro-faceted, aluminum-vaporised surface; Reflector black; passive cooling of the LEDs through improved heat sink geometry; light colour 2700 K; binning initial MacAdam ≤ 3 SDCM; CRI ≥ 90; min. 85% of luminous flux after 50000 operating hours; energy-efficient high power LEDs with very good colour rendering; degree of protection IP20; PC1; 220-240 V; incl. converter, non dimmable; light source not replaceable; control gear replaceable by an authorized professional; clank-free;

## Light distribution



## Product drawing



## General

Ceiling | Surface

gold | RAL 260-M <sup>1</sup>

Reflector black

IP20

1180 lm

## LED

2700 K

CRI ≥ 90

L85 / 50000 h

initial MacAdam ≤ 3 SDCM

R<sub>g</sub>: 101 | R<sub>f</sub>: 90 | R<sub>f(1-15)</sub>: 88

MR 0.51 | MDER 0.46

## Optical

wide flood square | beam angle 71°

≥65° <3000 cd/m<sup>2</sup>

PstLM ≤ 1.0 <sup>2</sup> | SVM ≤ 0.4 <sup>2</sup>

## Electrical

non DIM

PC1 | 220-240 V

system 9.9 W

system 119 lm/W <sup>3</sup>

## Physical

length 88 mm | width 51 mm | height 90 mm

<sup>1</sup> RAL code <sup>2</sup> Value of containing product at full load (undimmed)  
<sup>3</sup> incl. consideration of optical losses, internal control unit losses & operating device efficiency

## Installation instructions



## Lighting calculator



# UNICO L2 basic high efficient

ceiling  
090-1L291G9B11



Project / Type

Notes

Count / Date

## Maintenance Factors

| Operating Time [h] | 10 000                       | 20 000 | 30 000            | 40 000                          | 50 000 |
|--------------------|------------------------------|--------|-------------------|---------------------------------|--------|
| LLMF               | 0.982                        | 0.954  | 0.926             | 0.899                           | 0.873  |
| LSF                | 1                            | 1      | 1                 | 1                               | 1      |
| MF                 | LMF × RSMF × LLMF × LSF      |        | RSMF <sup>a</sup> | Room Surface Maintenance Factor |        |
| MF                 | Maintenance Factor           |        | LLMF              | Lamp Lumens Maintenance Factor  |        |
| LMF <sup>a</sup>   | Luminaire Maintenance Factor |        | LSF               | Lamp Survival Factor            |        |

<sup>a</sup> According to "CIE 97, Maintenance of indoor electric lighting systems", 2005, ISBN 3-900-734-34-8. The values must be determined by the planner.

## Circuit Breaker Types

| Automatic Circuit Breaker Type | Number of Fixtures |
|--------------------------------|--------------------|
| B10                            | 46                 |
| B13                            | 59                 |
| B16                            | 74                 |
| B20                            | 92                 |
| C10                            | 74                 |
| C13                            | 94                 |
| C16                            | 119                |
| C20                            | 149                |

