

UNICO L4 basic high efficient

ceiling


090-1L401GW011



Project / Type

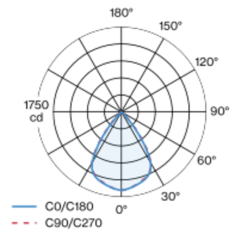
Notes

Count / Date

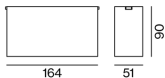


Rectangular surface mounted multi-downlight made of aluminium; luminaire housing can be attached to mounting plate without tools by interlock; converter integrated into luminaire housing; surface white powder coated; equipped with four wide flood square light elements; symmetrical light distribution with precise radiation characteristic, beam angle 71°; high quality reflector with micro-faceted, aluminum-vaporised surface; Reflector chrome; passive cooling of the LEDs through improved heat sink geometry; light colour 3000 K; binning initial MacAdam ≤ 3 SDCM; CRI ≥ 90; min. 85% of luminous flux after 50000 operating hours; energy-efficient high power LEDs with very good colour rendering; degree of protection IP20; PC1; 220-240 V; incl. converter, non dimmable; light source not replaceable; control gear replaceable by an authorized professional; clank-free;

Light distribution



Product drawing



General

Ceiling | Surface

white | RAL 9016 ¹

Reflector chrome

IP20

1970 lm

LED

3000 K

CRI ≥ 90

L85 / 50000 h

initial MacAdam ≤ 3 SDCM

R_g: 99 | R_f: 91 | R_{fr-15}: 89

MR 0.61 | MDER 0.55

Optical

wide flood square | beam angle 71°

≥65° <3000 cd/m²

PstLM ≤ 1.0 ² | SVM ≤ 0.4 ²

Electrical

non DIM

PC1 | 220-240 V

system 15.3 W

system 129 lm/W ³

Physical

length 164 mm | width 51 mm | height 90 mm

¹ RAL code ² Value of containing product at full load (undimmed)
³ incl. consideration of optical losses, internal control unit losses & operating device efficiency

Installation instructions



Lighting calculator



UNICO L4 basic high efficient

ceiling
090-1L401GW011



Project / Type

Notes

Count / Date

Maintenance Factors

Operating Time [h]	10 000	20 000	30 000	40 000	50 000
LLMF	0.982	0.954	0.926	0.899	0.873
LSF	1	1	1	1	1
MF	LMF × RSMF × LLMF × LSF		RSMF ^a	Room Surface Maintenance Factor	
MF	Maintenance Factor		LLMF	Lamp Lumens Maintenance Factor	
LMF ^a	Luminaire Maintenance Factor		LSF	Lamp Survival Factor	

^a According to "CIE 97, Maintenance of indoor electric lighting systems", 2005, ISBN 3-900-734-34-8. The values must be determined by the planner.

Circuit Breaker Types

Automatic Circuit Breaker Type	Number of Fixtures
B10	31
B16	49
C10	51
C16	83

