

# UNICO L6 basic high efficient

ceiling


090-1L611DWB11



Project / Type

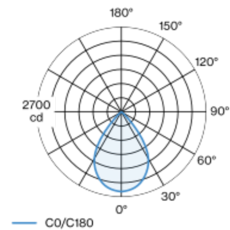
Notes

Count / Date

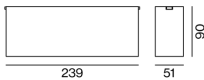


Rectangular surface mounted multi-downlight made of aluminium; luminaire housing can be attached to mounting plate without tools by interlock; converter integrated into luminaire housing; surface white powder coated; equipped with six wide flood round light elements; symmetrical light distribution with precise radiation characteristic, beam angle 71°; high quality reflector with micro-faceted, aluminum-vaporised surface; Reflector black; passive cooling of the LEDs through improved heat sink geometry; light colour 4000 K; binning initial MacAdam  $\leq 3$  SDCM; CRI  $\geq 90$ ; min. 85% of luminous flux after 50000 operating hours; energy-efficient high power LEDs with very good colour rendering; degree of protection IP20; PC1; 220-240 V; incl. converter, non dimmable; light source not replaceable; control gear replaceable by an authorized professional; clank-free;

## Light distribution



## Product drawing



## General

Ceiling | Surface

white | RAL 9016 <sup>1</sup>

Reflector black

IP20

2950 lm

## LED

4000 K

CRI  $\geq 90$

L85 / 50000 h

initial MacAdam  $\leq 3$  SDCM

R<sub>g</sub>: 99 | R<sub>f</sub>: 92 | R<sub>i(1-15)</sub>: 90

MR 0.81 | MDER 0.74

## Optical

wide flood round | beam angle 71°

$\geq 65^\circ < 3000 \text{ cd/m}^2$

PstLM  $\leq 1.0$  <sup>2</sup> | SVM  $\leq 0.4$  <sup>2</sup>

## Electrical

non DIM

PC1 | 220-240 V

system 23.0 W

system 128 lm/W <sup>3</sup>

## Physical

length 239 mm | width 51 mm | height 90 mm

<sup>1</sup> RAL code <sup>2</sup> Value of containing product at full load (undimmed)  
<sup>3</sup> incl. consideration of optical losses, internal control unit losses & operating device efficiency

## Installation instructions



## Lighting calculator

