

UNICO L6 basic high efficient

ceiling


090-1L603CB011



Project / Type

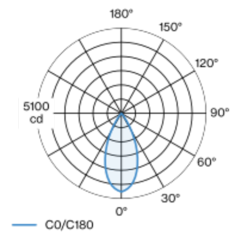
Notes

Count / Date

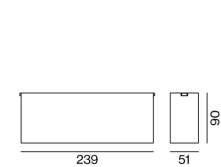


Rectangular surface mounted multi-downlight made of aluminium; luminaire housing can be attached to mounting plate without tools by interlock; converter integrated into luminaire housing; surface black powder coated; equipped with six flood round light elements; symmetrical light distribution with precise radiation characteristic, beam angle 46°; high quality reflector with micro-faceted, aluminum-vaporised surface; Reflector chrome; UGR ≤ 19; passive cooling of the LEDs through improved heat sink geometry; light colour 3000 K; binning initial MacAdam ≤ 3 SDCM; CRI ≥ 90; min. 85% of luminous flux after 50000 operating hours; energy-efficient high power LEDs with very good colour rendering; degree of protection IP20; PC1; 220-240 V; incl. DALI-2 converter; light source not replaceable; control gear replaceable by an authorized professional; clank-free;

Light distribution



Product drawing



General

Ceiling | Surface

black | RAL 9005 ¹

Reflector chrome

IP20

2750 lm

LED

3000 K

CRI ≥ 90

L85 / 50000 h

initial MacAdam ≤ 3 SDCM

R_g: 99 | R_f: 91 | R_{f(15)}: 89

MR 0.61 | MDER 0.55

Optical

flood round | beam angle 46°

UGR ≤ 19

P_{stLM} ≤ 1.0 ² | SVM ≤ 0.4 ²

Electrical

DALI-2

PC1 | 220-240 V

system 23.0 W

system 120 lm/W ³

Physical

length 239 mm | width 51 mm | height 90 mm

¹ RAL code ² Value of containing product at full load (undimmed)
³ incl. consideration of optical losses, internal control unit losses & operating device efficiency

Installation instructions



Lighting calculator

