

UNICO Q4 basic high efficient


ceiling
090-1Q411GG011



Project / Type

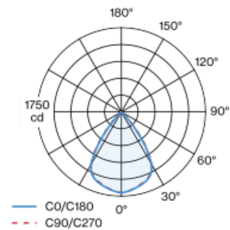
Notes

Count / Date

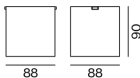


Square surface mounted multi-downlight made of aluminium; luminaire housing can be attached to mounting plate without tools by interlock; converter integrated into luminaire housing; surface grey powder coated; equipped with four wide flood square light elements; symmetrical light distribution with precise radiation characteristic, beam angle 71°; high quality reflector with micro-faceted, aluminum-vaporised surface; Reflector chrome; passive cooling of the LEDs through improved heat sink geometry; light colour 4000 K; binning initial MacAdam ≤ 3 SDCM; CRI ≥ 90; min. 85% of luminous flux after 50000 operating hours; energy-efficient high power LEDs with very good colour rendering; degree of protection IP20; PC1; 220-240 V; incl. converter, non dimmable; light source not replaceable; control gear replaceable by an authorized professional; clank-free;

Light distribution



Product drawing



General

Ceiling | Surface

grey | RAL 9006 ¹

Reflector chrome

IP20

2050 lm

LED

4000 K

CRI ≥ 90

L85 / 50000 h

initial MacAdam ≤ 3 SDCM

R_g: 99 | R_f: 92 | R_{t(1-15)}: 90

MR 0.81 | MDER 0.74

Optical

wide flood square | beam angle 71°

≥65° <3000 cd/m²

PstLM ≤ 1.0 ² | SVM ≤ 0.4 ²

Electrical

non DIM

PC1 | 220-240 V

system 15.7 W

system 131 lm/W ³

Physical

length 88 mm | width 88 mm | height 90 mm

¹ RAL code ² Value of containing product at full load (undimmed)
³ incl. consideration of optical losses, internal control unit losses & operating device efficiency

Installation instructions



Lighting calculator



UNICO Q4 basic high efficient

ceiling
090-1Q411GG011



Project / Type

Notes

Count / Date

Maintenance Factors

| Operating Time [h] | 10 000 | 20 000 | 30 000 | 40 000 | 50 000 |
|--------------------|--------|--------|--------|--------|--------|
| LLMF | 0.982 | 0.954 | 0.926 | 0.899 | 0.873 |
| LSF | 1 | 1 | 1 | 1 | 1 |

| | | | |
|------------------|------------------------------|-------------------|---------------------------------|
| MF | LMF × RSMF × LLMF × LSF | RSMF ^a | Room Surface Maintenance Factor |
| MF | Maintenance Factor | LLMF | Lamp Lumens Maintenance Factor |
| LMF ^a | Luminaire Maintenance Factor | LSF | Lamp Survival Factor |

^a According to "CIE 97, Maintenance of indoor electric lighting systems", 2005, ISBN 3-900-734-34-8. The values must be determined by the planner.

Circuit Breaker Types

| Automatic Circuit Breaker Type | Number of Fixtures |
|--------------------------------|--------------------|
| B10 | 13 |
| B13 | 17 |
| B16 | 21 |
| B20 | 26 |
| C10 | 21 |
| C13 | 28 |
| C16 | 35 |
| C20 | 43 |

