

UNICO L4 basic high efficient

trim


090-7L413D0B31 090-7L4020B



Project / Type

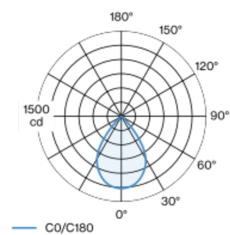
Notes

Count / Date

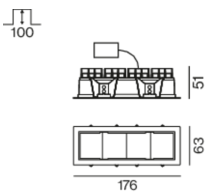


Rectangular recessed multi-downlight made of die-cast aluminium; installation without tools in mounting set due to patented ball catch system; rectangular installation housing; with trim jet black; suitable for ceiling thickness of 2-25 mm; equipped with four wide flood round light elements; symmetrical light distribution with precise radiation characteristic, beam angle 71°; high quality reflector with micro-faceted, aluminum-vaporised surface; black reflector; passive cooling of the LEDs through improved heat sink geometry; light colour 4000 K; binning initial MacAdam ≤ 3 SDCM; CRI ≥ 90 ; min. 85% of luminous flux after 50000 operating hours; energy-efficient high power LEDs with very good colour rendering; degree of protection IP20; PC2; 220-240 V; incl. DALI-2 converter; through wiring connection box, 3-pole or 5-pole, available as an accessory; accessories are listed separately; light source not replaceable; control gear replaceable by an authorized professional; clank-free;

Light distribution



Product drawing



General

Ceiling | Recessed
black reflector | RAL 9005 ¹
Mounting set jet black
IP20
1480 lm

LED

4000 K
CRI ≥ 90
L85 / 50000 h
initial MacAdam ≤ 3 SDCM
R_g: 99 | R_f: 92 | R_{t(1-15)}: 90
MR 0.81 | MDER 0.74

Optical

wide flood round | beam angle 71°
 $\geq 65^\circ$ <3000 cd/m²
PstLM ≤ 1.0 ² | SVM ≤ 0.4 ²

Electrical

DALI-2
PC2 | 220-240 V
system 11.6 W
system 128 lm/W ³

Physical

trim
length 176 mm | width 63 mm | height 51 mm

Cutout

length 165 mm | width 50 mm
min. ceiling thickness 2 mm | max. ceiling thickness 25 mm
recessed depth 100 mm

¹ RAL code ² Value of containing product at full load (undimmed)
³ incl. consideration of optical losses, internal control unit losses & operating device efficiency

Installation instructions



Lighting calculator



UNICO L4 basic high efficient

trim

090-7L413D0B31 090-7L4020B



Project / Type

Notes

Count / Date

Maintenance Factors

Operating Time [h]	10 000	20 000	30 000	40 000	50 000
LLMF	0.982	0.954	0.926	0.899	0.873
LSF	1	1	1	1	1
MF	LMF × RSMF × LLMF × LSF		RSMF ^a	Room Surface Maintenance Factor	
MF	Maintenance Factor		LLMF	Lamp Lumens Maintenance Factor	
LMF ^a	Luminaire Maintenance Factor		LSF	Lamp Survival Factor	

^a According to "CIE 97, Maintenance of indoor electric lighting systems", 2005, ISBN 3-900-734-34-8. The values must be determined by the planner.

Circuit Breaker Types

Automatic Circuit Breaker Type	Number of Fixtures
B10	72
B16	115
C10	106
C16	170

Components

MOUNTING SET with trim

TYPE	COLOUR	L-W-H (MM)	ARTICLE NUMBER(S)
for intermediate ceilings	jet black	176-63-30	090-7L4020B



Mounting accessories

THROUGH WIRING CONNECTION BOX

TYPE	L-W-H (MM)	ARTICLE NUMBER(S)
non DIM cable ø 4 – 12 mm, Linect®-Ready	105-58-30	005-2531110
DALI cable ø 4 – 12 mm, Linect®-Ready	105-58-30	005-2551110

