

# UNICO L3 basic high efficient

trim

090-7L393G0031 090-7L3020W



Project / Type

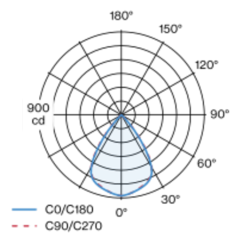
Notes

Count / Date

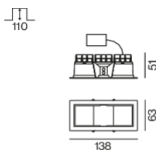


Rectangular recessed multi-downlight made of die-cast aluminium; installation without tools in mounting set due to patented ball catch system; rectangular installation housing; with trim traffic white; suitable for ceiling thickness of 2-25 mm; equipped with three wide flood square light elements; symmetrical light distribution with precise radiation characteristic, beam angle 71°; high quality reflector with micro-faceted, aluminum-vaporised surface; chrome reflector; passive cooling of the LEDs through improved heat sink geometry; light colour 2700 K; binning initial MacAdam  $\leq 3$  SDCM; CRI  $\geq 90$ ; min. 85% of luminous flux after 50000 operating hours; energy-efficient high power LEDs with very good colour rendering; degree of protection IP20; PC2; 220-240 V; incl. DALI-2 converter; through wiring connection box, 3-pole or 5-pole, available as an accessory; accessories are listed separately; light source not replaceable; control gear replaceable by an authorized professional; clank-free;

## Light distribution



## Product drawing



## General

Ceiling | Recessed

chrome reflector

Mounting set traffic white

IP20

1070 lm

## LED

2700 K

CRI  $\geq 90$

L85 / 50000 h

initial MacAdam  $\leq 3$  SDCM

R<sub>g</sub>: 101 | R<sub>f</sub>: 90 | R<sub>t(1-15)</sub>: 88

MR 0.51 | MDER 0.46

## Optical

wide flood square | beam angle 71°

$\geq 65^\circ$  <3000 cd/m<sup>2</sup>

PstLM  $\leq 1.0$ <sup>1</sup> | SVM  $\leq 0.4$ <sup>1</sup>

## Electrical

DALI-2 | 1 DALI Addr.

PC2 | 220-240 V

system 8.8 W

system 122 lm/W<sup>2</sup>

## Physical

trim

length 138 mm | width 63 mm | height 51 mm

0.4 kg

## Cutout

length 130 mm | width 50 mm

min. ceiling thickness 2 mm | max. ceiling thickness 25 mm

recessed depth 110 mm

<sup>1</sup> Value of containing product at full load (undimmed)  
<sup>2</sup> incl. consideration of optical losses, internal control unit losses & operating device efficiency

## Installation instructions



## Lighting calculator



# UNICO L3 basic high efficient

trim

090-7L393G0031 090-7L3020W



Project / Type

Notes

Count / Date

## Maintenance Factors

Operating Time [h]	10 000	20 000	30 000	40 000	50 000
LLMF	0.982	0.954	0.926	0.899	0.873
LSF	1	1	1	1	1
MF	LMF × RSMF × LLMF × LSF		RSMF <sup>a</sup>	Room Surface Maintenance Factor	
MF	Maintenance Factor		LLMF	Lamp Lumens Maintenance Factor	
LMF <sup>a</sup>	Luminaire Maintenance Factor		LSF	Lamp Survival Factor	

<sup>a</sup> According to "CIE 97, Maintenance of indoor electric lighting systems", 2005, ISBN 3-900-734-34-8. The values must be determined by the planner.

## Circuit Breaker Types

Automatic Circuit Breaker Type	Number of Fixtures
B10	72
B16	115
C10	106
C16	170

## Components

### MOUNTING SET with trim

TYPE	COLOUR	L-W-H (MM)	ARTICLE NUMBER(S)
for intermediate ceilings	traffic white	138-63-30	090-7L3020W



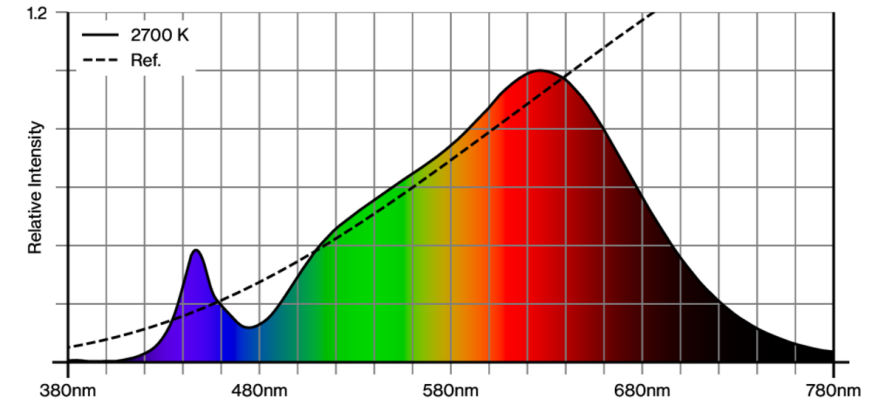
## Mounting accessories

### THROUGH WIRING CONNECTION BOX

TYPE	L-W-H (MM)	ARTICLE NUMBER(S)
non DIM cable ø 4 – 12 mm	105-58-30	005-2531110
DALI cable ø 4 – 12 mm	105-58-30	005-2551110



## Colour rendering



# UNICO L3 basic high efficient

trim

090-7L393G0031 090-7L3020W

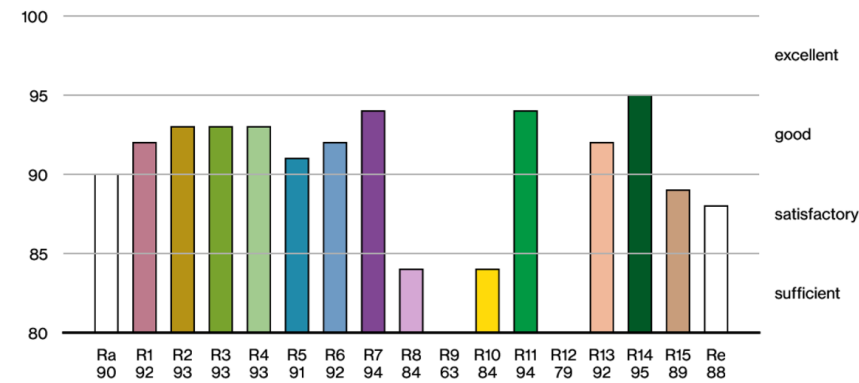


Project / Type

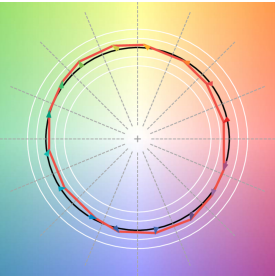
Notes

Count / Date

CRI/R<sub>a</sub> ≥ 91 R<sub>e</sub> ≥ 88 (2700 K)



## TM30 colour vector graphic



The black line represents the black body reference. The red line indicates the results of the test light source. The deviation from the test light source to the reference is shown and is marked by arrows. The shorter the arrows, the higher the color rendering.

