

# UNICO L4 basic high efficient

trim


090-7L403G0B31 090-7L4020W



Project / Type

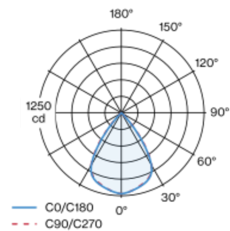
Notes

Count / Date

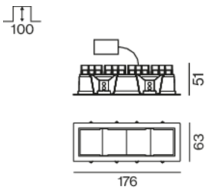


Rectangular recessed multi-downlight made of die-cast aluminium; installation without tools in mounting set due to patented ball catch system; rectangular installation housing; with trim traffic white; suitable for ceiling thickness of 2-25 mm; equipped with four wide flood square light elements; symmetrical light distribution with precise radiation characteristic, beam angle 71°; high quality reflector with micro-faceted, aluminum-vaporised surface; black reflector; passive cooling of the LEDs through improved heat sink geometry; light colour 3000 K; binning initial MacAdam  $\leq 3$  SDCM; CRI  $\geq 90$ ; min. 85% of luminous flux after 50000 operating hours; energy-efficient high power LEDs with very good colour rendering; degree of protection IP20; PC2; 220-240 V; incl. DALI-2 converter; through wiring connection box, 3-pole or 5-pole, available as an accessory; accessories are listed separately; light source not replaceable; control gear replaceable by an authorized professional; clank-free;

## Light distribution



## Product drawing



## General

Ceiling | Recessed  
black reflector | RAL 9016 <sup>1</sup>  
Mounting set traffic white  
IP20  
1490 lm

## LED

3000 K  
CRI  $\geq 90$   
L85 / 50000 h  
initial MacAdam  $\leq 3$  SDCM  
R<sub>g</sub>: 99 | R<sub>f</sub>: 91 | R<sub>fl-15</sub>: 89  
MR 0.61 | MDER 0.55

## Optical

wide flood square | beam angle 71°  
 $\geq 65^\circ$  <3000 cd/m<sup>2</sup>  
PstLM  $\leq 1.0$  <sup>2</sup> | SVM  $\leq 0.4$  <sup>2</sup>

## Electrical

DALI-2  
PC2 | 220-240 V  
system 11.6 W  
system 128 lm/W <sup>3</sup>

## Physical

trim  
length 176 mm | width 63 mm | height 51 mm

## Cutout

length 165 mm | width 50 mm  
min. ceiling thickness 2 mm | max. ceiling thickness 25 mm  
recessed depth 100 mm

<sup>1</sup> RAL code <sup>2</sup> Value of containing product at full load (undimmed)  
<sup>3</sup> incl. consideration of optical losses, internal control unit losses & operating device efficiency

## Installation instructions



## Lighting calculator

