

UNICO L6 basic high efficient

trimless


090-7L603G0031 090-7L60100



Project / Type

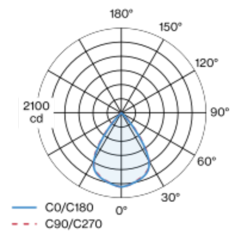
Notes

Count / Date

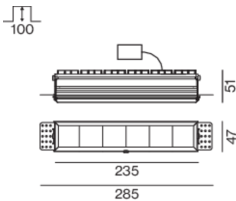


Rectangular recessed multi-downlight made of die-cast aluminium; installation without tools in mounting set due to patented ball catch system; rectangular installation housing; for trimless installation in plasterboard ceilings; suitable for ceiling thickness of 12.5/15/20/25 mm; equipped with six wide flood square light elements; symmetrical light distribution with precise radiation characteristic, beam angle 71°; high quality reflector with micro-faceted, aluminum-vaporised surface; chrome reflector; passive cooling of the LEDs through improved heat sink geometry; light colour 3000 K; binning initial MacAdam ≤ 3 SDCM; CRI ≥ 90 ; min. 85% of luminous flux after 50000 operating hours; energy-efficient high power LEDs with very good colour rendering; degree of protection IP20; PC2; 220-240 V; incl. DALI-2 converter; through wiring connection box, 3-pole or 5-pole, available as an accessory; accessories are listed separately; light source not replaceable; control gear replaceable by an authorized professional; clank-free;

Light distribution



Product drawing



General

Ceiling | Recessed

chrome reflector

IP20

2230 lm

LED

3000 K

CRI ≥ 90

L85 / 50000 h

initial MacAdam ≤ 3 SDCM

R_g: 99 | R_f: 91 | R₍₁₋₁₅₎: 89

MR 0.61 | MDER 0.55

Optical

wide flood square | beam angle 71°

$\geq 65^\circ$ <3000 cd/m²

PstLM ≤ 1.0 ¹ | SVM ≤ 0.4 ¹

Electrical

DALI-2

PC2 | 220-240 V

system 17.0 W

system 131 lm/W²

Physical

trimless

length 235 mm | width 47 mm | height 51 mm

Cutout

length 240 mm | width 50 mm

min. ceiling thickness 12.5 mm | max. ceiling thickness 25 mm

recessed depth 100 mm

¹ Value of containing product at full load (undimmed)
² incl. consideration of optical losses, internal control unit losses & operating device efficiency

Installation instructions



Lighting calculator



UNICO L6 basic high efficient

trimless

090-7L603G0031 090-7L60100



Project / Type

Notes

Count / Date

Maintenance Factors

Operating Time [h]	10 000	20 000	30 000	40 000	50 000
LLMF	0.982	0.954	0.926	0.899	0.873
LSF	1	1	1	1	1
MF	LMF × RSMF × LLMF × LSF		RSMF ^a	Room Surface Maintenance Factor	
MF	Maintenance Factor		LLMF	Lamp Lumens Maintenance Factor	
LMF ^a	Luminaire Maintenance Factor		LSF	Lamp Survival Factor	

^a According to "CIE 97, Maintenance of indoor electric lighting systems", 2005, ISBN 3-900-734-34-8. The values must be determined by the planner.

Circuit Breaker Types

Automatic Circuit Breaker Type	Number of Fixtures
B10	18
B16	30
C10	23
C16	36

Components

MOUNTING SET trimless

TYPE	L-W-H (MM)	ARTICLE NUMBER(S)
for installation in plasterboard ceilings 12.5/15/20/25 mm	235-47-47	090-7L60100



Mounting accessories

THROUGH WIRING CONNECTION BOX

TYPE	L-W-H (MM)	ARTICLE NUMBER(S)
non DIM cable ø 4 – 12 mm, Linect®-Ready	105-58-30	005-2531110
DALI cable ø 4 – 12 mm, Linect®-Ready	105-58-30	005-2551110

