

# UNICO L6 basic high efficient

trim


090-7L621F0B31 090-7L6020W



Project / Type

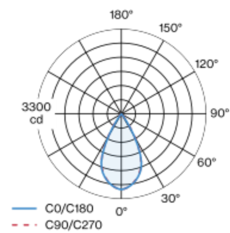
Notes

Count / Date

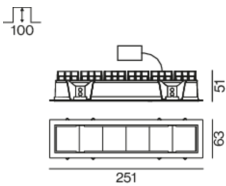


Rectangular recessed multi-downlight made of die-cast aluminium; installation without tools in mounting set due to patented ball catch system; rectangular installation housing; with trim traffic white; suitable for ceiling thickness of 2-25 mm; equipped with six flood square light elements; symmetrical light distribution with precise radiation characteristic, beam angle 54°; high quality reflector with micro-faceted, aluminum-vaporised surface; black reflector; UGR ≤ 19; VDU compatible workplace luminaire according to DIN EN 12464-1; luminance above 65° ≤ 3000 cd/m²; passive cooling of the LEDs through improved heat sink geometry; light colour 3500 K; binning initial MacAdam ≤ 3 SDCM; CRI ≥ 90; min. 85% of luminous flux after 50000 operating hours; energy-efficient high power LEDs with very good colour rendering; degree of protection IP20; PC2; 220-240 V; incl. converter, non dimmable; through wiring connection box, 3-pole or 5-pole, available as an accessory; accessories are listed separately; light source not replaceable; control gear replaceable by an authorized professional; clank-free;

## Light distribution



## Product drawing



## General

Ceiling | Recessed

black reflector | RAL 9016 <sup>1</sup>

Mounting set traffic white

IP20

2170 lm

## LED

3500 K

CRI ≥ 90

L85 / 50000 h

initial MacAdam ≤ 3 SDCM

R<sub>g</sub>: 96 | R<sub>f</sub>: 90 | R<sub>t-15</sub>: 91

MR 0.74 | MDER 0.67

## Optical

flood square | beam angle 54°

UGR ≤ 19 | ≥65° <3000 cd/m²

PstLM ≤ 1.0 <sup>2</sup> | SVM ≤ 0.4 <sup>2</sup>

## Electrical

non DIM

PC2 | 220-240 V

system 17.0 W

system 128 lm/W <sup>3</sup>

## Physical

trim

length 251 mm | width 63 mm | height 51 mm

## Cutout

length 240 mm | width 50 mm

min. ceiling thickness 2 mm | max. ceiling thickness 25 mm

recessed depth 100 mm

<sup>1</sup> RAL code <sup>2</sup> Value of containing product at full load (undimmed)  
<sup>3</sup> incl. consideration of optical losses, internal control unit losses & operating device efficiency

## Installation instructions



## Lighting calculator

