

UNICO Q1 basic high efficient

trim


090-7Q111D0B31 090-7Q1020B



Project / Type

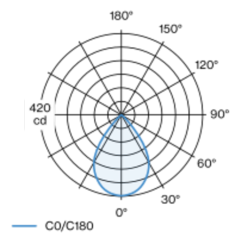
Notes

Count / Date

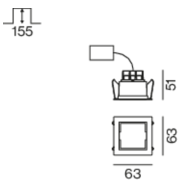


Square recessed multi-downlight made of die-cast aluminium; installation without tools in mounting set due to patented ball catch system; square installation housing; with trim jet black; suitable for ceiling thickness of 2-25 mm; equipped with a wide flood round light element; symmetrical light distribution with precise radiation characteristic, beam angle 71°; high quality reflector with micro-faceted, aluminum-vaporised surface; black reflector; passive cooling of the LEDs through improved heat sink geometry; light colour 4000 K; binning initial MacAdam ≤ 3 SDCM; CRI ≥ 90 ; min. 85% of luminous flux after 50000 operating hours; energy-efficient high power LEDs with very good colour rendering; degree of protection IP20; PC2; incl. converter, non dimmable; light source not replaceable; control gear replaceable by an authorized professional; clank-free;

Light distribution



Product drawing



General

Ceiling | Recessed

black reflector | RAL 9005 ¹

Mounting set jet black

IP20

487 lm

LED

4000 K

CRI ≥ 90

L85 / 50000 h

initial MacAdam ≤ 3 SDCM

R_g: 99 | R_f: 92 | R_{i(1-15)}: 90

MR 0.81 | MDER 0.74

Optical

wide flood round | beam angle 71°

$\geq 65^\circ$ <3000 cd/m²

PstLM ≤ 1.0 ² | SVM ≤ 0.4 ²

Electrical

non DIM

PC2 | 220-240 V

system 4.1 W

system 119 lm/W ³

Physical

trim

length 63 mm | width 63 mm | height 51 mm

Cutout

length 50 mm | width 50 mm

min. ceiling thickness 2 mm | max. ceiling thickness 25 mm

recessed depth 100 mm

¹ RAL code ² Value of containing product at full load (undimmed)
³ incl. consideration of optical losses, internal control unit losses & operating device efficiency

Installation instructions



Lighting calculator



UNICO Q1 basic high efficient

trim

090-7Q111D0B31 090-7Q1020B



Project / Type

Notes

Count / Date

Maintenance Factors

| Operating Time [h] | 10 000 | 20 000 | 30 000 | 40 000 | 50 000 |
|--------------------|------------------------------|--------|---|--------|--------|
| LLMF | 0.982 | 0.954 | 0.926 | 0.899 | 0.873 |
| LSF | 1 | 1 | 1 | 1 | 1 |
| MF | LMF × RSMF × LLMF × LSF | | RSMF ^a Room Surface Maintenance Factor | | |
| MF | Maintenance Factor | | LLMF Lamp Lumens Maintenance Factor | | |
| LMF ^a | Luminaire Maintenance Factor | | LSF Lamp Survival Factor | | |

^a According to "CIE 97, Maintenance of indoor electric lighting systems", 2005, ISBN 3-900-734-34-8. The values must be determined by the planner.

Circuit Breaker Types

| Automatic Circuit Breaker Type | Number of Fixtures |
|--------------------------------|--------------------|
| B10 | 39 |
| B13 | 63 |
| B16 | 79 |
| C10 | 63 |
| C13 | 101 |
| C16 | 126 |

Components

MOUNTING SET with trim

| TYPE | COLOUR | L-W-H (MM) | ARTICLE NUMBER(S) |
|---------------------------|-----------|------------|-------------------|
| for intermediate ceilings | jet black | 63-63-30 | 090-7Q1020B |



Mounting accessories

THROUGH WIRING CONNECTION BOX

| TYPE | L-W-H (MM) | ARTICLE NUMBER(S) |
|--|------------|-------------------|
| non DIM cable ø 4 – 12 mm, Linect®-Ready | 105-58-30 | 005-2531110 |
| DALI cable ø 4 – 12 mm, Linect®-Ready | 105-58-30 | 005-2551110 |

