

UNICO Q1 basic high efficient

trim

090-7Q191D0031 090-7Q1020W



Project / Type

Notes

Count / Date



General

Ceiling | Recessed

chrome reflector | RAL 9016 ¹

Mounting set traffic white

IP20

449 lm

LED

2700 K

CRI ≥ 90

L85 / 50000 h

initial MacAdam ≤ 3 SDCM

R_g: 101 | R_f: 90 | R_{t(1-15)}: 88

MR 0.51 | MDER 0.46

Optical

wide flood round | beam angle 71°

≥65° <3000 cd/m²

PstLM ≤ 1.0 ² | SVM ≤ 0.4 ²

Electrical

non DIM

PC2 | 220-240 V

system 4.1 W

system 110 lm/W ³

Physical

trim

length 63 mm | width 63 mm | height 51 mm


Cutout

length 50 mm | width 50 mm

min. ceiling thickness 2 mm | max. ceiling thickness 25 mm

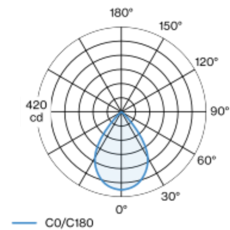
recessed depth 100 mm

¹ RAL code ² Value of containing product at full load (undimmed)
³ incl. consideration of optical losses, internal control unit losses & operating device efficiency

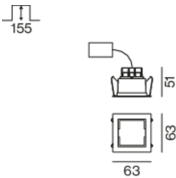


Square recessed multi-downlight made of die-cast aluminium; installation without tools in mounting set due to patented ball catch system; square installation housing; with trim traffic white; suitable for ceiling thickness of 2-25 mm; equipped with a wide flood round light element; symmetrical light distribution with precise radiation characteristic, beam angle 71°; high quality reflector with micro-faceted, aluminum-vaporised surface; chrome reflector; passive cooling of the LEDs through improved heat sink geometry; light colour 2700 K; binning initial MacAdam ≤ 3 SDCM; CRI ≥ 90; min. 85% of luminous flux after 50000 operating hours; energy-efficient high power LEDs with very good colour rendering; degree of protection IP20; PC2; incl. converter, non dimmable; light source not replaceable; control gear replaceable by an authorized professional; clank-free;

Light distribution



Product drawing



Installation instructions



Lighting calculator

