

UNICO Q9 basic high efficient

trim

090-7Q913D0031 090-7Q9020B



Project / Type

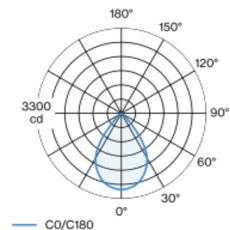
Notes

Count / Date

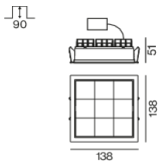


Square recessed multi-downlight made of die-cast aluminium; installation without tools in mounting set due to patented ball catch system; square installation housing; with trim jet black; suitable for ceiling thickness of 2-25 mm; equipped with nine wide flood round light elements; symmetrical light distribution with precise radiation characteristic, beam angle 71°; high quality reflector with micro-faceted, aluminum-vaporised surface; chrome reflector; passive cooling of the LEDs through improved heat sink geometry; light colour 4000 K; binning initial MacAdam ≤ 3 SDCM; CRI ≥ 90; min. 85% of luminous flux after 50000 operating hours; energy-efficient high power LEDs with very good colour rendering; degree of protection IP20; PC2; 220-240 V; incl. DALI-2 converter; through wiring connection box, 3-pole or 5-pole, available as an accessory; accessories are listed separately; light source not replaceable; control gear replaceable by an authorized professional; clank-free;

Light distribution



Product drawing



General

Ceiling | Recessed

chrome reflector

Mounting set jet black

IP20

3440 lm

LED

4000 K

CRI ≥ 90

L85 / 50000 h

initial MacAdam ≤ 3 SDCM

R_g: 99 | R_f: 92 | R_{i(1-15)}: 90

MR 0.81 | MDER 0.74

Optical

wide flood round | beam angle 71°

≥65° <3000 cd/m²

PstLM ≤ 1.0 ¹ | SVM ≤ 0.4 ¹

Electrical

DALI-2 | 1 DALI Addr.

PC2 | 220-240 V

system 24.8 W

system 139 lm/W ²

Physical

trim

length 138 mm | width 138 mm | height 51 mm

0.7 kg

Cutout

length 130 mm | width 130 mm

min. ceiling thickness 2 mm | max. ceiling thickness 25 mm

recessed depth 90 mm

¹ Value of containing product at full load (undimmed)
² incl. consideration of optical losses, internal control unit losses and operating device efficiency

Installation instructions



Lighting calculator



UNICO Q9 basic high efficient

trim

090-7Q913D0031 090-7Q9020B



Project / Type

Notes

Count / Date

Maintenance Factors

Operating Time [h]	10 000	20 000	30 000	40 000	50 000
LLMF	0.982	0.954	0.926	0.899	0.873
LSF	1	1	1	1	1
MF	LMF × RSMF × LLMF × LSF		RSMF ^a	Room Surface Maintenance Factor	
MF	Maintenance Factor		LLMF	Lamp Lumens Maintenance Factor	
LMF ^a	Luminaire Maintenance Factor		LSF	Lamp Survival Factor	

^a According to "CIE 97, Maintenance of indoor electric lighting systems", 2005, ISBN 3-900-734-34-8. The values must be determined by the planner.

Circuit Breaker Types

Automatic Circuit Breaker Type	Number of Fixtures
B10	16
B16	26
C10	27
C16	43

Components

MOUNTING SET with trim

TYPE	COLOUR	L-W-H (MM)	ARTICLE NUMBER(S)
for intermediate ceilings	jet black	138-138-30	090-7Q9020B



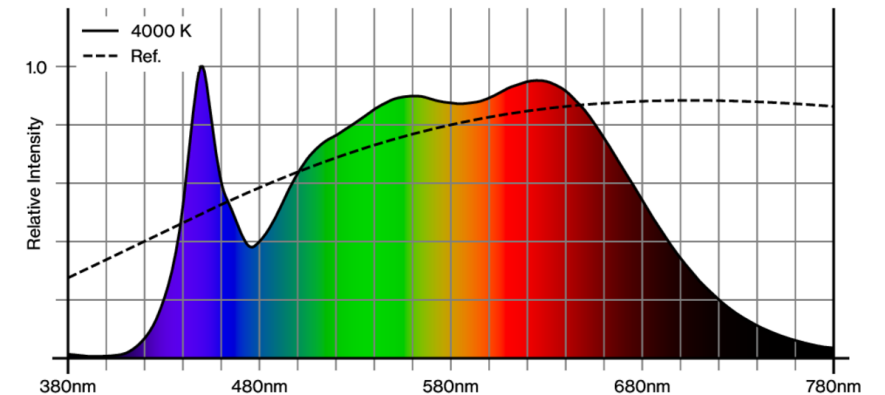
Mounting accessories

THROUGH WIRING CONNECTION BOX

TYPE	L-W-H (MM)	ARTICLE NUMBER(S)
non DIM cable ø 4 – 12 mm	105-58-30	005-2531110
DALI cable ø 4 – 12 mm	105-58-30	005-2551110



Colour rendering



UNICO Q9 basic high efficient

trim

090-7Q913D0031 090-7Q9020B

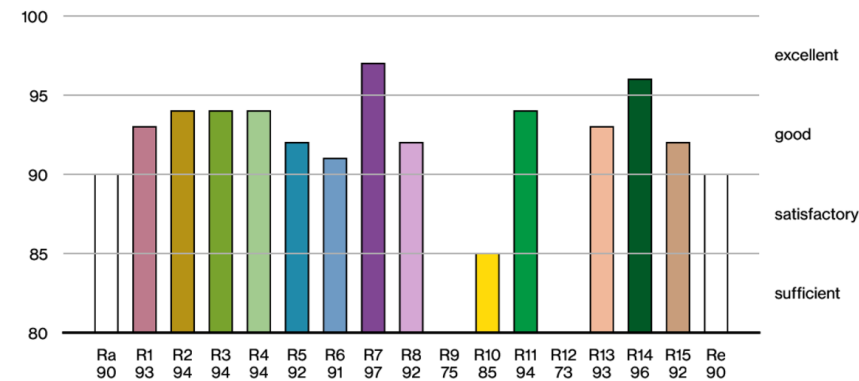


Project / Type

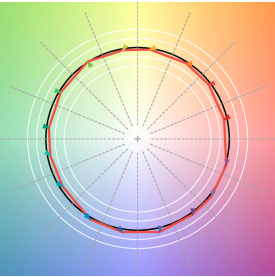
Notes

Count / Date

CRI/R_a ≥ 93 R_e ≥ 90 (4000 K)



TM30 colour vector graphic



The black line represents the black body reference. The red line indicates the results of the test light source. The deviation from the test light source to the reference is shown and is marked by arrows. The shorter the arrows, the higher the color rendering.