

SASSO 40 round downlight trim soft acoustic ceiling

048-2800511M 048-2896398 002-90753



Project / Type

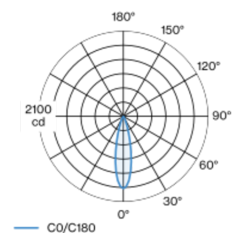
Notes

Count / Date

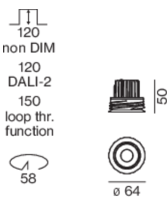


Round recessed spotlight in die-cast aluminium; surface jet black; installation without tools in mounting set due to patented ball catch system; round installation housing; with trim jet black; for installation in soft acoustic ceilings; suitable for ceiling thickness of 2-25 mm; passive cooling of the LEDs through improved heat sink geometry; with COB (Chip on Board) technology for maximum efficiency; no appearance of multiple shadows; light colour 3000 K; binning initial MacAdam ≤ 3 SDCM; CRI ≥ 90 ; min. 85% of luminous flux after 50000 operating hours; energy efficient LEDs with high CRI; incl. high quality lens system; precise radiation characteristic with 25° beam; UGR ≤ 10 ; degree of protection from below IP44 (from above IP20); PC2; 220-240 V; incl. DALI-2 converter; light source replaceable by an authorized professional; control gear replaceable by an authorized professional;

Light distribution



Product drawing



General

Ceiling | Recessed

rotation 360°

jet black | RAL 9005 ¹

Mounting set jet black

front IP44 | back IP20

398 lm

fixture 78 lm/W ²

LED

3000 K

CRI ≥ 90

L85 / 50000 h

initial MacAdam ≤ 3 SDCM

R_g: 98 | R_r: 91 | R₍₁₋₁₅₎: 89

MR 0.6 | MDER 0.55

Optical

medium | beam angle 25°

UGR ≤ 10

PstLM ≤ 1.0 ³ | SVM ≤ 0.4 ³

Electrical

DALI-2

PC2 | 220-240 V

system 6.2 W | fixture 5.1 W

12 Vf | 450 mA

Physical

trim

diameter 60 mm | height 50 mm

Cutout

diameter 58 mm

min. ceiling thickness 2 mm | max. ceiling thickness 25 mm

recessed depth 120 mm

¹ RAL code
² incl. consideration of optical losses & internal control unit losses
³ Value of containing product at full load (undimmed)

Installation instructions



Lighting calculator



SASSO 40 round downlight trim soft acoustic ceiling

048-2800511M 048-2896398 002-90753



Project / Type

Notes

Count / Date

Maintenance Factors

Operating Time [h]	10 000	20 000	30 000	40 000	50 000
LLMF	0.98	0.95	0.92	0.89	0.86
LSF	1	1	1	1	1
MF	LMF × RSMF × LLMF × LSF		RSMF ^a	Room Surface Maintenance Factor	
MF	Maintenance Factor		LLMF	Lamp Lumens Maintenance Factor	
LMF ^a	Luminaire Maintenance Factor		LSF	Lamp Survival Factor	

^a According to "CIE 97, Maintenance of indoor electric lighting systems", 2005, ISBN 3-900-734-34-8. The values must be determined by the planner.

Circuit Breaker Types

Automatic Circuit Breaker Type	Number of Fixtures
B10	72
B16	115
C10	106
C16	170

Components

MOUNTING SET trim for soft acoustic ceilings

COLOUR	Ø (MM)	ARTICLE NUMBER(S)
jet black	64	048-2896398



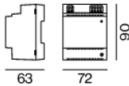
POWER SUPPLY

L-W-H (MM)	ARTICLE NUMBER(S)
147-33-23	002-90753

Optional electrical accessories

DIN RAIL POWER SUPPLY

L-W-H (MM)	ARTICLE NUMBER(S)
72-90-63	005-6520210



DIN RAIL LED DRIVER

TYPE	L-W-H (MM)	ARTICLE NUMBER(S)
2×42W 48V DC UOUT 10–40V	36-88-59	005-6121030

