

SASSO 40 round downlight

trim soft acoustic ceiling

048-2800517S 048-2896397 002-90752



Project / Type

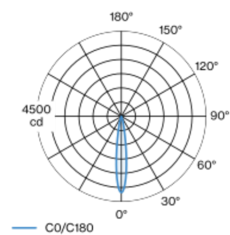
Notes

Count / Date


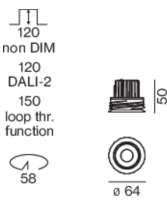


Round recessed spotlight in die-cast aluminium; surface white; installation without tools in mounting set due to patented ball catch system; round installation housing; with trim signal white for acoustic ceilings; suitable for ceiling thickness of 2-25 mm; passive cooling of the LEDs through improved heat sink geometry; with COB (Chip on Board) technology for maximum efficiency; no appearance of multiple shadows; light colour 4000 K; binning initial MacAdam ≤ 3 SDCM; CRI ≥ 90 ; min. 85% of luminous flux after 50000 operating hours; energy efficient LEDs with high CRI; incl. high quality lens system; precise radiation characteristic with 15° beam; UGR ≤ 10 ; VDU compatible workplace luminaire according to DIN EN 12464-1; luminance above 65° ≤ 1500 cd/m²; degree of protection from below IP44 (from above IP20); PC2; 220-240 V; incl. converter, non dimmable; light source replaceable by an authorized professional; control gear replaceable by an authorized professional;

Light distribution



Product drawing



General

Ceiling | Recessed

rotation 360°

white | RAL 9016 ¹

Mounting set signal white for acoustic ceilings

front IP44 | back IP20

401 lm

fixture 78 lm/W ²

LED

4000 K

CRI ≥ 90

L85 / 50000 h

initial MacAdam ≤ 3 SDCM

R_g: 94 | R_r: 87 | R_{t(1-5)}: 90

MR 0.86 | MDER 0.78

Optical

spot | beam angle 15°

UGR ≤ 10 | $\geq 65^\circ < 1500$ cd/m²

PstLM ≤ 1.0 ³ | SVM ≤ 0.4 ³

Electrical

non DIM

PC2 | 220-240 V

system 6.2 W | fixture 5.1 W

12 Vf | 450 mA

Physical

trim

diameter 60 mm | height 50 mm

Cutout

diameter 58 mm

min. ceiling thickness 2 mm | max. ceiling thickness 25 mm

recessed depth 120 mm

¹ RAL code
² incl. consideration of optical losses & internal control unit losses
³ Value of containing product at full load (undimmed)

Installation instructions



Lighting calculator



SASSO 40 round downlight trim soft acoustic ceiling

048-2800517S 048-2896397 002-90752



Project / Type

Notes

Count / Date

Maintenance Factors

Operating Time [h]	10 000	20 000	30 000	40 000	50 000
LLMF	0.98	0.95	0.92	0.89	0.86
LSF	1	1	1	1	1
MF	LMF × RSMF × LLMF × LSF		RSMF ^a	Room Surface Maintenance Factor	
MF	Maintenance Factor		LLMF	Lamp Lumens Maintenance Factor	
LMF ^a	Luminaire Maintenance Factor		LSF	Lamp Survival Factor	

^a According to "CIE 97, Maintenance of indoor electric lighting systems", 2005, ISBN 3-900-734-34-8. The values must be determined by the planner.

Circuit Breaker Types

Automatic Circuit Breaker Type	Number of Fixtures
B10	39
B13	63
B16	79
C10	63
C13	101
C16	126

Components

MOUNTING SET trim for soft acoustic ceilings

COLOUR	Ø (MM)	ARTICLE NUMBER(S)
signal white for acoustic ceilings	64	048-2896397



POWER SUPPLY

L-W-H (MM)	ARTICLE NUMBER(S)
65-39-20	002-90752

Optional electrical accessories

DIN RAIL POWER SUPPLY

L-W-H (MM)	ARTICLE NUMBER(S)
72-90-63	005-6520210



DIN RAIL LED DRIVER

TYPE	L-W-H (MM)	ARTICLE NUMBER(S)
200-1050 mA 2 x 42W	36-88-59	005-6121030

