

# SASSO 40 round downlight trim soft acoustic ceiling


048-2800517S 048-2896397 002-90753



Project / Type

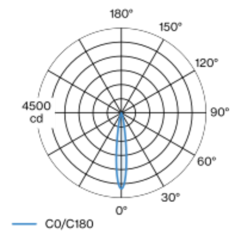
Notes

Count / Date

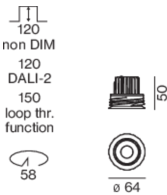


Round recessed spotlight in die-cast aluminium; surface traffic white; installation without tools in mounting set due to patented ball catch system; round installation housing; with trim traffic white; for installation in soft acoustic ceilings; suitable for ceiling thickness of 2-25 mm; passive cooling of the LEDs through improved heat sink geometry; with COB (Chip on Board) technology for maximum efficiency; no appearance of multiple shadows; light colour 3000 K; binning initial MacAdam  $\leq 3$  SDCM; CRI  $\geq 90$ ; min. 85% of luminous flux after 50000 operating hours; energy efficient LEDs with high CRI; incl. high quality lens system; precise radiation characteristic with 15° beam; UGR  $\leq 10$ ; VDU compatible workplace luminaire according to DIN EN 12464-1; luminance above 65°  $\leq 1500$  cd/m<sup>2</sup>; degree of protection from below IP44 (from above IP20); PC2; 220-240 V; incl. DALI-2 converter; light source replaceable by an authorized professional; control gear replaceable by an authorized professional;

## Light distribution



## Product drawing



## General

Ceiling | Recessed  
rotation 360°  
traffic white | RAL 9016 <sup>1</sup>  
Mounting set traffic white  
front IP44 | back IP20  
401 lm  
fixture 78 lm/W <sup>2</sup>

## LED

3000 K  
CRI  $\geq 90$   
L85 / 50000 h  
initial MacAdam  $\leq 3$  SDCM  
R<sub>g</sub>: 98 | R<sub>r</sub>: 91 | R<sub>(1-15)</sub>: 89  
MR 0.6 | MDER 0.55

## Optical

spot | beam angle 15°  
UGR  $\leq 10$  |  $\geq 65^\circ < 1500$  cd/m<sup>2</sup>  
PstLM  $\leq 1.0$  <sup>3</sup> | SVM  $\leq 0.4$  <sup>3</sup>

## Electrical

DALI-2  
PC2 | 220-240 V  
system 6.2 W | fixture 5.1 W  
12 Vf | 450 mA

## Physical

trim  
diameter 60 mm | height 50 mm

## Cutout

diameter 58 mm  
min. ceiling thickness 2 mm | max. ceiling  
thickness 25 mm  
recessed depth 120 mm

<sup>1</sup> RAL code  
<sup>2</sup> incl. consideration of optical losses & internal control unit losses  
<sup>3</sup> Value of containing product at full load (undimmed)

## Installation instructions



## Lighting calculator



# SASSO 40 round downlight trim soft acoustic ceiling

048-2800517S 048-2896397 002-90753



Project / Type

Notes

Count / Date

### Maintenance Factors

| Operating Time [h] | 10 000                       | 20 000 | 30 000            | 40 000                          | 50 000 |
|--------------------|------------------------------|--------|-------------------|---------------------------------|--------|
| LLMF               | 0.98                         | 0.95   | 0.92              | 0.89                            | 0.86   |
| LSF                | 1                            | 1      | 1                 | 1                               | 1      |
| MF                 | LMF × RSMF × LLMF × LSF      |        | RSMF <sup>a</sup> | Room Surface Maintenance Factor |        |
| MF                 | Maintenance Factor           |        | LLMF              | Lamp Lumens Maintenance Factor  |        |
| LMF <sup>a</sup>   | Luminaire Maintenance Factor |        | LSF               | Lamp Survival Factor            |        |

<sup>a</sup> According to "CIE 97, Maintenance of indoor electric lighting systems", 2005, ISBN 3-900-734-34-8. The values must be determined by the planner.

### Circuit Breaker Types

| Automatic Circuit Breaker Type | Number of Fixtures |
|--------------------------------|--------------------|
| B10                            | 72                 |
| B16                            | 115                |
| C10                            | 106                |
| C16                            | 170                |

### Components

#### MOUNTING SET trim for soft acoustic ceilings

|               |        |                   |
|---------------|--------|-------------------|
| COLOUR        | Ø (MM) | ARTICLE NUMBER(S) |
| traffic white | 64     | 048-2896397       |



#### POWER SUPPLY

|            |                   |
|------------|-------------------|
| L-W-H (MM) | ARTICLE NUMBER(S) |
| 147-33-23  | 002-90753         |

### Optional electrical accessories

#### DIN RAIL POWER SUPPLY

|            |                   |
|------------|-------------------|
| L-W-H (MM) | ARTICLE NUMBER(S) |
| 72-90-63   | 005-6520210       |



#### DIN RAIL LED DRIVER

|                              |            |                   |
|------------------------------|------------|-------------------|
| TYPE                         | L-W-H (MM) | ARTICLE NUMBER(S) |
| 2×42W   48V DC   UOUT 10–40V | 36-88-59   | 005-6121030       |

