

SASSO 40 round adjustable trimless soft acoustic ceiling


048-2820517F 048-2896197 002-90752



Project / Type

Notes

Count / Date



General
Ceiling Recessed
tilt max 30°
rotation 360°
traffic white RAL 9016 ¹
Mounting set traffic white
front IP40 back IP20
417 lm
fixture 82 lm/W ²

LED
3000 K
CRI ≥ 90
L85 / 50000 h
initial MacAdam ≤ 3 SDCM
R _g : 98 R _r : 91 R ₍₁₋₁₅₎ : 89
MR 0.6 MDER 0.55

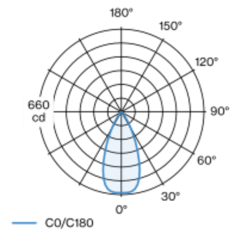
Optical
flood beam angle 46°
PstLM ≤ 1.0 ³ SVM ≤ 0.4 ³

Electrical
non DIM
PC2 220-240 V
system 6.2 W fixture 5.1 W
12 Vf 450 mA

Physical
trimless
diameter 56 mm height 50 mm

Cutout
diameter 58 mm
recessed depth 140 mm

Light distribution



Product drawing



¹ RAL code
² incl. consideration of optical losses & internal control unit losses
³ Value of containing product at full load (undimmed)

Installation instructions



Lighting calculator



SASSO 40 round adjustable trimless soft acoustic ceiling

048-2820517F 048-2896197 002-90752



Project / Type

Notes

Count / Date

Maintenance Factors

Operating Time [h]	10 000	20 000	30 000	40 000	50 000
LLMF	0.98	0.95	0.92	0.89	0.86
LSF	1	1	1	1	1
MF	LMF × RSMF × LLMF × LSF		RSMF ^a	Room Surface Maintenance Factor	
MF	Maintenance Factor		LLMF	Lamp Lumens Maintenance Factor	
LMF ^a	Luminaire Maintenance Factor		LSF	Lamp Survival Factor	

^a According to "CIE 97, Maintenance of indoor electric lighting systems", 2005, ISBN 3-900-734-34-8. The values must be determined by the planner.

Circuit Breaker Types

Automatic Circuit Breaker Type	Number of Fixtures
B10	39
B13	63
B16	79
C10	63
C13	101
C16	126

Components

MOUNTING SET trimless for soft acoustic ceilings

COLOUR	Ø (MM)	ARTICLE NUMBER(S)
traffic white	64	048-2896197



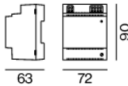
POWER SUPPLY

L-W-H (MM)	ARTICLE NUMBER(S)
65-39-20	002-90752

Optional electrical accessories

DIN RAIL POWER SUPPLY

L-W-H (MM)	ARTICLE NUMBER(S)
72-90-63	005-6520210



DIN RAIL LED DRIVER

TYPE	L-W-H (MM)	ARTICLE NUMBER(S)
2×42W 48V DC UOUT 10–40V	36-88-59	005-6121030

